

BRCN 108

**UNCLASSIFIED
NONREGISTERED**

**UNIFORM
INSTRUCTIONS
FOR
THE ROYAL CANADIAN NAVY**

BRCN 108

**OTTAWA
EDMOND CLOUTIER, C.M.G., O.A., D.S.P.
KING'S PRINTER AND CONTROLLER OF STATIONERY
1951**

TABLE OF CONTENTS

Chapter 1 - General Instructions

Chapter 2 - Naval Uniforms - Officers

Section 1 - Dresses and Occasions on Which They Are To Be Worn

Section 2 - Wearing of Miscellaneous Articles of Dress

Section 3 - Issue of Uniform Clothing - Officers of the Reserve

Chapter 3 - Description of Naval Uniforms (Officers)

Section 1 - Jackets and Tunics

Section 2 - Trousers

Section 3 - Coats and Cloaks

Section 4 - Caps and Cap Covers

Section 5 - Accessories

Section 6 - Insignia

Chapter 4 - Naval Uniforms - Chaplains

Section 1 - Dresses and Occasions on Which They Are To Be Worn

Section 2 - Instructions Pertaining to Miscellaneous Articles of
Dress - Chaplains

Chapter 5 - Naval Uniforms - Nursing Officers

Section 1 - Dresses and Occasions on Which They Are To Be Worn

Section 2 - Wearing of Miscellaneous Accessories

Section 3 - Issue of Uniform Clothing - Nursing Officers of the
Reserve

Chapter 6 - Naval Uniform - Cadets

Part 1 - Cadets Entered Under the Royal Canadian Navy Venture Plan

Section 1 - Dresses and Occasions on Which They Are To Be Worn

Section 2 - Issue of Uniform Clothing

Part 2 - Cadets of the Regular Force and of the Reserve (ROTP -
CTP and UNTD - DC)

Section 1 - Dresses and Occasions on Which They Are To Be Worn

Section 2 - Issue of Uniform Clothing - Cadets

Section 3 - Insignia

Chapter 7 - Naval Uniform - Men

Section 1 - Dresses and Occasions on Which They Are To Be Worn

Section 2 - Instructions Pertaining to the Wearing of Miscellaneous
Articles of Dress - Men

TABLE OF CONTENTS (Continued)

Chapter 8 - Issue of Uniform Clothing - Men

- Section 1 - Men of the Regular Force
- Section 2 - Men of the Reserve
- Section 3 - Personnel of Other Nations Serving on Loan to the
Royal Canadian Navy
- Section 4 - Men of the Active Service Force
- Section 5 - Men Committed to Service Detention Barracks or
Service Prisons
- Section 6 - Marking of Clothing
- Section 7 - Badges

Chapter 9 - Description of Naval Uniforms (Men)

- Section 1 - Jackets, Tunics and Jumpers
- Section 2 - Trousers
- Section 3 - Coats
- Section 4 - Caps and Cap Covers
- Section 5 - Accessories
- Section 6 - Badges

Chapter 10 - Naval Uniform - Wren Officers

- Section 1 - Dresses and Occasions on Which They Are To Be Worn
- Section 2 - Miscellaneous Accessories Wren Officers
- Section 3 - Insignia
- Section 4 - Issue of Uniform Clothing - Wren Officers of the Reserve

Chapter 11 - Naval Uniforms - Wrens

- Section 1 - Dresses and Occasions on Which They Are To Be Worn
- Section 2 - Instructions pertaining to Miscellaneous Articles of
Dress - Wrens
- Section 3 - Issue of Uniform Clothing - Wrens of the Regular Force
- Section 4 - Issue of Uniform Clothing - Wrens of the Reserves
- Section 5 - Wrens of the Active Service Force
- Section 6 - Marking of Clothing

**Chapter 12 - Description of Naval Uniforms for Nursing Officers, Wrens Officers
and Wrens**

- Section 1 - Jackets
- Section 2 - Skirts
- Section 3 - Slacks
- Section 4 - Coats and Cape
- Section 5 - Dresses and Aprons
- Section 6 - Cap and Cap Covers
- Section 7 - Accessories

TABLE OF CONTENTS (Continued)

Chapter 13 - Orders, Decorations and Medals

Chapter 14 - Special Articles of Civilian Dress with Naval Significance

Chapter 15 - Loan Protective and Special Issue Clothing

Section 1 - General

Section 2 - Issues of Special Items of Clothing

Section 3 - Issues Related to Locations

Section 4 - Issues Related to Employment

Section 5 - Description of Articles of Loan Clothing

Chapter 16 - Care of the Uniform

Section 1 - General Instructions

Section 2 - Summer Uniform - Wrens

As a result of the above, the following is proposed:

CHAPTER 1

GENERAL INSTRUCTIONS

1.01 - GENERAL

- (1) Officers and men of the Regular Force and the Reserves shall wear such uniforms as the Chief of Naval Staff prescribes in this manual.
- (2) The dress and appearance of officers and men shall on all occasions be such as to reflect credit to the navy.
- (3) Distinctive items of uniform or equipment shall not be worn with civilian clothes.
- (4) Accessories, which are of a non-service nature shall not be worn in a visible position on the naval uniform. Wrist watches and rings may be worn. (See QRCN article 17.10).

1.02 - WEARING OF UNIFORM

Officers and men shall wear the naval uniform on the occasions prescribed in Chapters 2 and 7 of this manual. (See QRCN articles 17.04 and 17.06).

1.03 - WEARING OF CIVILIAN CLOTHING

Officers and men may wear civilian clothing as prescribed in QRCN article 17.07.

1.04 - WEARING OF UNIFORM BY FORMER MEMBERS OF THE NAVY AND OFFICERS AND MEN OF THE RETIRED LIST

A former member of the navy who was not released or retired for misconduct may wear the uniform appropriate to his rank under the conditions prescribed in QRCN article 17.06 (3).

1.05 - INSPECTION OF UNIFORM KIT - MEN

- (1) The Captain shall ensure that the uniform kit of men is inspected in accordance with QRCN article 17.09.
- (2) A man may, when the articles are of the authorized pattern for his rank and can be stowed conveniently, possess items of uniform kit, in excess of the number prescribed by the regulations.

1.06 - SPECIFICATIONS AND STANDARD DESIGNS

The Captain shall ensure that the established specifications and standard designs of uniforms for officers and men are strictly adhered to.

1.07 - TRANSFER OR EXCHANGE OF UNIFORM

(1) A man shall not sell an article of uniform of any description unless he has the express permission of the Captain to do so.

(2) A man shall not exchange, or in any other manner dispose of any article of service clothing to any other person, unless he has the permission of his Divisional Officer to do so.

(3) When permission has been granted in accordance with (1) or (2) of this article, all gilt buttons, insignias and badges shall be removed prior to disposal of any article of service clothing to other than naval personnel.

1.08 - WEARING OF NATIONAL EMBLEMS, EMBLEMS OF SOCIETIES, TAGS, ETC.

Except as prescribed in QRCN article 17.10, or as ordered by the Senior Officer in Chief Command, emblems, tags, or non-service insignia or decoration shall not be worn on naval uniforms.

1.09 - STATION ORDERS

(1) Senior Officers in Chief Command may, at their discretion, issue such station orders concerning dress as may be conducive to health and comfort, having regard to the particular climatic conditions of the station. Any such orders shall, however require that in so far as is possible the dress of men in all ships on a station, where existing conditions are similar, shall be the same.

(2) Senior Officers in Chief Command shall prescribe in their station orders, regulations concerning the wearing of:

- (a) caps;
- (b) jerseys and vests (uniform);
- (c) blue, white and khaki uniforms;
- (d) overcoats; and
- (e) foul weather dress.

(3) Senior Officers in Command Afloat and Commanding Officers of ships, when they are operating independently under climatic conditions differing from those of the station, shall issue the appropriate dress orders as required.

(4) Commanding Officers and Officers-in-Charge of isolated establishments where different climatic conditions prevail, may issue local orders concerning dress.

1.10 - UNLAWFUL WEARING OF NAVAL UNIFORM

The Criminal Code of Canada, section 438, prescribes:

(1) Every person shall be liable on summary conviction to a penalty not exceeding three hundred dollars, or to imprisonment for any term not exceeding twelve months, or both fine and imprisonment, who without lawful authority:

(a) wears any uniform of any of Her Majesty's naval, land or air forces, or any uniform which is so similar to the uniform of any of the said forces as to be likely to be mistaken therefor;

(b) wears any distinctive mark relating to wounds received or service performed in war, or any military medal, ribbon, badge, chevron or any decoration or order that is awarded for war services, or any imitation thereof, or any mark or device, or thing likely to be mistaken for any such mark, medal, ribbon, badge, chevron, decoration or order;

(c) has in his possession any certificate of release or statement of service from any of Her Majesty's naval, land or air forces not issued to and belonging to such person; or

(d) has in his possession any commission or warrant or any certificate of release or statement of service issued to an officer or person in, or who has been in, any of Her Majesty's naval, land or air forces, which contains any alteration that is not verified by the initials of the officer issuing the same, or by the initials of some officer thereto lawfully authorized.

(2) In any prosecution under this section in which it is proved that the accused has worn a uniform, mark, medal, ribbon, badge, chevron, decoration or any order aforesaid, or without lawful excuse has in his possession any certificate or statement aforesaid, he shall be deemed to have worn or had the same in his possession without lawful authority, unless he proves that he had such authority.

1.11 - UNIFORM CLOTHING OF DECEASED PERSONNEL

Regardless of the time served, no recovery of uniform clothing shall be effected in the case of an officer or man released dead.

1.12 - WEARING OF ROBES WITH UNIFORM

If entitled, when attending a university function, RCN personnel may wear academic cap, gown and hood over the uniform.

1.13 - DRESS REGULATIONS - JUDGE ADVOCATES AT COURTS MARTIAL

The Judge Advocate at a Court Martial may wear the military uniform of his Service appropriate to the order of dress prescribed for the court, or, except in a theatre of active operations in time of war, the gown or robe authorized by the Judge Advocate General.

(19 SEP 62)

(Articles 1.14 to 1.99 inclusive: not allocated.)

CHAPTER 2

NAVAL UNIFORMS - OFFICERS

Section 1 - Dresses and Occasions on Which They Are To Be Worn2.01 - DRESSES AND OCCASIONS

The dresses authorized for officers and the occasions on which these are to be worn, shall be as prescribed in the table to this article. Numbers have been assigned to the various dresses for convenience when referring to them.

Blue Dress

Day	- 1	Blue Ceremonial Dress
	2	Not allocated
	3	Blue Service Dress
	4	Not allocated
	5	Battle Dress -
Evening	- 6	Not allocated
	7	Mess Dress
	8	Mess Undress
	9	Not allocated

Hot ClimatesWhite Dress

Day	- 11	White Ceremonial Dress
	12	Not allocated
	13	White Service Dress
	14	Not allocated
	15	Not allocated
Evening	- 16	Not allocated
	17	White Mess Dress
	18	White Mess Undress
	19	Tropical Mess Undress ✓

Khaki Dress

Day	- 21	Not allocated
	22	Not allocated
	23	Khaki Service Dress
	24	Khaki Service Dress (Negative Jacket) -
	25	Khaki Tropical Dress -

Article 2.01 (Table)

Dress No.	Dress	Particulars	Occasion
1	Blue Ceremonial Dress	Blue jacket, plain blue trousers, cap plain white shirt, turn-down collar, black tie, black shoes or boots, neck decorations (unless otherwise ordered) decorations and medals.	(a) State occasions. (b) When receiving members of royal families. (c) Exchanging visits of ceremony with governors-general, governors, high commissioners and lieutenant-governors, with resident commissioners and administrators entitled to a gun salute of 13 guns or more; with officers of the diplomatic services of Commonwealth and other nations. (d) Courts-martial. (e) Service funerals and memorial services connected therewith. (f) Inspection by senior officers when so ordered. (g) Official calls, ceremonial divisions, parades and other occasions when it is appropriate. (h) Officer-of-the guard when boarding ships of war. (j) For occasions of duty and ceremony when Blue Service Dress is not sufficient.
3	Blue Service Dress	As for Dress No. 1 but with ribbons of orders decorations and medals.	Ordinary occasions of duty and ceremony afloat and on shore.
5	Battle Dress	Battle dress jacket, shoulder straps, battle dress trousers, cap (or beret in aircraft carriers or air stations), plain white shirt, soft collar, black tie, black shoes or boots, ribbons of orders decorations and medals.	Optional dress for working in other than hot climates: (a) at sea or in aircraft, (b) by landing parties or during active operations, (c) When doing arduous or dirty work when other clothing might be spoiled. (d) On other occasions as ordered by the senior officer.

Article 2.01 (Table) (Continued)

Dress No.	Dress	Particulars	Occasion
7	Mess Dress	<p>Blue mess jacket (flag officers, commodores and captains may wear tail coat), white waistcoat, laced trousers, cap, white dress shirt, wing collar, bow tie, black shoes,</p> <p>neck decorations (unless otherwise ordered), miniature decorations and medals,</p> <p>(Officers not in possession wear No. 3 with wing collar and bow tie.)</p>	<p>To be worn at</p> <p>(a) evening dances and entertainment on shore and float,</p> <p>(b) dinner when officers of flag and commodore rank, or army or air force officers of corresponding rank (wearing uniform) are being entertained.</p> <p>(Notes.-1. When entertaining in their own mess, officers of flag and commodore rank may substitute Dress No. 8 at their discretion.</p> <p>2. Until 1 January, 1959, plain blue trousers may be worn with Dress No. 7.)</p>
8	Mess Undress	<p>Blue mess jacket, blue waistcoat, plain blue trousers, cap, white dress shirt, wing collar, bow tie, black shoes,</p> <p>miniature ribbons of orders, decorations and medals.</p> <p>(Officers not in possession wear No. 3 with wing collar and bow tie.)</p>	<p>At the discretion of the Senior Officer, may be worn on appropriate occasions on board or ashore.</p> <p>When worn on board,</p> <p>(a) a soft-front evening shirt and turn-down collar may be worn in lieu of white dress shirt and wing collar, and</p> <p>(b) a cummerbund may be worn in lieu of blue waistcoat.</p>

Article 2.01 (Table) (Continued)

IN HOT CLIMATES

Dress No.	Dress	Particulars	Occasion
11	White Ceremonial Dress	White tunic, shoulder straps, white trousers, cap, white shoes, neck decorations (unless otherwise ordered), decorations and medals.	As for Dress No. 1
13	White Service Dress	As for Dress No. 11 but with ribbons of orders, decorations and medals (black shoes or boots on shore in bad weather).	Ordinary occasions of ceremony afloat and on shore.
17	White Mess Dress	As for Dress No. 7 but with white mess jacket. (Officers not in possession, wear Dress No. 13).	As for Dress No. 7
18	White Mess Undress	As for Dress No. 8 but with white mess jacket and cummerbund. (Officers not in possession, wear Dress No. 13).	As for Dress No. 8
19	Tropical Mess Undress	White tropical shirt worn with neck open, shoulder straps, plain blue trousers, cap, black cummerbund, black shoes. (Officers not in possession, wear Dress No. 13).	For informal evening wear on board.

Article 2.01 (Table) (Continued)

IN HOT CLIMATES

Dress No.	Dress	Particulars	Occasion
23	Khaki Service Dress	Khaki jacket, shoulder straps, khaki trousers, khaki belt, cap, khaki shirt, collar badges, black tie, black shoes or boots, ribbons of orders, decorations and medals.	Ordinary occasion when appropriate in hot climates, and in the summer in Canada in lieu of Dress No. 3.
24	Khaki Service Dress (negative jacket)	Khaki trousers, khaki belt, cap, khaki shirt, collar badges, black tie, black shoes or boots. (Notes.- 1. Khaki washable trousers may be worn. 2. The black tie may be omitted and sleeves rolled up at the discretion of the senior officer.)	In lieu of Dress No. 23 at the discretion of the senior officer.
25	Khaki Tropical Dress	Khaki shirt (worn with neck open and rolled up sleeves), collar badges, khaki shorts, khaki belt, cap, sandals, (khaki stockings and black shoes are optional).	On board on non-ceremonial occasions at the discretion of the senior officer.

2.02 - DRESS EQUIVALENTS

The various dresses authorized in Article 2.01 (Table) are shown in terms of RN and USN equivalents in the table to this article. The particulars and occasions on which dresses shall be worn do not always have their exact equivalents in the service of these other nations especially with regards to official or social functions where the wearing of decorations and medals is sometimes different for similar occasions. This Table is therefore promulgated for the guidance of the navies concerned and may be varied under special circumstances.

Article 2.02 (Table)
RCN, RN and USN Dress Equivalents

RCN	RN	USN
1 Blue Ceremonial Dress	3 Blue Ceremonial Dress 4 Blue Dress 4A Blue Dress alternative	Full dress uniform Service Dress Blue A Service Dress Blue B
3 Blue Service Dress	5 Undress	Service Dress Blue A Service Dress Blue B Service Dress Blue C
5 Battle Dress	5A Working Dress 5B Working Dress for aircrew	Winter Blue or Dungaree
7 Mess Dress	2B Modified Ball Dress 6A Modified Mess Dress	Evening Dress Blue A Evening Dress Blue B
8 Mess Undress	7 Mess Undress	Dinner Dress Blue A Dinner Dress Blue B or Uniform of the day
11 White Ceremonial Dress	8 White Ceremonial Dress 9A Modified White Dress 9B Modified White Dress (alternative)	Full dress uniform Service Dress White
13 White Service Dress	10 White Undress	Service dress White
17 White Mess Dress	11A Modified White Mess Dress 11B Modified White Ball Dress	Evening dress white Evening dress white: jacket (optional)

Article 2.02 (Table) (Continued)

RCN	RN	USN
18 White Mess Undress	12 White Mess Undress	Dinner Dress White Dinner Dress White Jacket (Optional) or Uniform of the day
19 Tropical Mess Undress	12A Tropical Mess Undress	Tropical White Long
23 Khaki Service Dress	5 Undress 13 Tropical Dress	Service Dress Khaki
24 Khaki Service Dress (negative jacket)	13A Tropical working Dress	Working Khaki Tropical Khaki Long
25 Khaki Tropical Dress	14 Action Dress	Tropical White Tropical Khaki

2.03 - STARS

Stars may be worn with Dress No. 1, 7, 11 or 17 at the discretion of the Senior Officer in Chief Command.

2.04 - OPTIONAL DRESS

Except as otherwise specifically mentioned any optional dress in Article 2.01 (Table) refers to the individual choice as opposed to the option of the senior officer.

(Articles 2.05 to 2.19 inclusive: not allocated).

Section 2 - Instructions Pertaining to Wearing Miscellaneous
Articles of Dress

2.20 - CLOAKS

When proceeding ashore in Dresses Nos. 7, 8, 17 or 18, cloaks may be worn.

2.21 - FUR CAP

The wearing of fur caps is optional during cold weather or ordinary occasions but it shall not be worn on ceremonial occasions.

2.22 - GAITERS

- (1) Gaiters are not required as personal equipment.
- (2) When gaiters are required for the performance of duties, an officer shall be issued with gaiters on loan for the duration of the duties.
- (3) Black leather gaiters shall be worn by:
 - (a) officers of Guards of Honour;
 - (b) officers engaged in parade training duties;
 - (c) officers of patrols;
 - (d) officers of ceremonial armed landing parties;
 - (e) officers of a band engaged in ceremonial parades; and
 - (f) officers landed with armed parties (see Note 2.).

(Notes.- 1. Staff officers of HMC Gunnery School and Gunnery Training Centre may wear black leather gaiters.

2. Officers landed with armed parties may wear either leather or web gaiters as ordered.)
- (4) Officers under instruction in parade training shall wear web gaiters.

2.23 - GLOVES

- (1) Brown leather gloves:
 - (a) shall be worn with Dress No. 1;
 - (b) may be worn with Dresses Nos. 3 or 5; and
 - (c) shall not be worn except as prescribed in (a) or (b) of this paragraph.
- (2) White gloves may be worn with Dresses Nos. 7 or 17 at evening dances and other appropriate occasions on shore or afloat.

2.24 - MOURNING BAND

Mourning band shall be worn only as prescribed in QRCN articles 17.15, 17.16 and 17.17. Mourning bands shall be worn around the left sleeve above the elbow, on overcoat and uniform jacket.

2.25 - WEARING OF AIGUILLETES AND THE ROYAL CYPHER

(1) General - Aiguillettes and the Royal Cypher shall be worn on the occasions, and in the method described in this article.

(2) Gold Cord Aiguillette - The gold cord aiguillette shall be worn on the right shoulder by officers holding personal or honorary appointments to Her Majesty the Queen, a member of the Royal Family or to His Excellency, the Governor-General.

(3) Gold and Blue Cord Aiguillette

(a) The gold and blue cord aiguillette shall be worn on the right shoulder by an aide-de-camp or honorary aide-de-camp to a lieutenant-governor.

(b) The gold and blue cord aiguillette shall be worn on the left shoulder by:

(i) A naval attache who is not an aide-de-camp to the governor-general;

(ii) An assistant naval attache; and

(iii) A flag lieutenant-commander, flag lieutenant or secretary to a flag officer or commodore in command.

(4) Occasions When Worn - Officers eligible to wear aiguillettes shall wear them on the following occasions:

(a) when in attendance on the person to whom they are appointed or when ordered to do so by appropriate authority;

(b) when attending an official or public occasion by reason of their appointment.

(5) Dress on Which Worn - Aiguillettes are worn with all dresses except Dresses Nos. 5, 19, 24 and 25, overcoats and raincoats. Aiguillettes need not be worn at sea.

(6) Method of Wearing

(a) Gold Cord Aiguillette - This aiguillette is made of gold gimp cord one-quarter inch in diameter. Each aiguillette consists of two single plaits of unequal length and of two cord loops of unequal length starting from an end of each plait; at the other end of each plait there are a few inches of plain cord ending in netted heads and gilt embossed metal tags. The longer plait and cord are joined to the shorter plait and cord by a metal fitting for fastening to the shoulder strap. The longer or back cord is looped up on the shorter or front cord, the front cord and short and long plaits are fastened together, and where they are fastened together a small gold braid loop is fixed to attach to a button on the uniform. It is worn on the right shoulder, the arm being passed between the front or shorter plait and cord and the back or longer plait and cord. On dresses on which shoulder straps are not worn, a plaited shoulder cord shall be worn on the right shoulder from which to hang the aiguillette.

On dresses on which shoulder straps are worn, the right shoulder strap shall be used for this purpose.

(b) Gold and Blue Cord Aiguillette - This aiguillette is the same as the gold cord aiguillette, except that gold and blue cord one-fifth inch in diameter is used instead of gold gimp cord, and that the gilt metal tags are mounted with silver metal anchors. On dresses on which shoulder straps are not worn, a blue cloth shoulder strap ornamented with gold and blue cord (staff aiguillette strap) shall be worn in place of the shoulder strap from which to hang the aiguillette.

(c) The gold braid loop shall be attached:

- (i) on all blue jackets and khaki jackets, to a button sewn under the lapel, at the notch;
- (ii) on white tunics, to the second button from the top; and
- (iii) on white mess jackets, in a corresponding position to the blue and khaki jackets.

(7) Royal Cypher

(a) The Royal Cypher in dull silver is worn on the plaited shoulder cord of the aiguillette and on shoulder straps at all times. It is placed immediately below the crown when worn on the shoulder strap of officers of flag rank, and when worn on the shoulder strap of officers of other rank, it is superimposed on the lowest rows of lace, the bottom of the Cypher being even with the lower edge of the lowest row of lace.

(b) The Royal Cypher shall be worn by officers holding appointments to Her Majesty the Queen.


(Article 2.26: not allocated)

2.27 - SWORDS AND SWORD BELT

(1) Sword with sword belt is an optional item of personal equipment and, when ordered, may be worn with Dresses Nos. 1, 3, 11 or 13.

(2) On occasions when a sword is required for the performance of duties, an officer shall be issued on loan with a sword and "undress" sword belt for the duration of the duties.

(Articles 2.28 to 2.79 inclusive: not allocated.)



Section 3 - Issue of Uniform Clothing - Officers of the Reserve2.80 - CONDITIONS OF ISSUE

- (1) Except as prescribed in (2) and (3) of this article, an officer on being commissioned in the Reserve (Active List) shall receive a gratuitous issue of uniform clothing as prescribed in article 2.81 of this manual.
- (2) The following officers commissioned in the Reserve shall not be entitled to a gratuitous issue in accordance with (1) of this article:
- (a) An officer who is entered in the Reserve (Active List) for the purpose of being placed on the Retired List, or becoming a member of the Regular Force.
 - (b) An officer on the Retired List who is appointed to the Active List in order to carry out a period or periods of Naval Training or Special Duty and who reverts to the Retired List on completion of Naval Training or Special Duty.
 - (c) An officer on the Retired List who retained articles of uniform clothing in accordance with article 2.82 of this manual who is appointed to the Active List in order to carry out a period of Continuous Naval Duty.
- (3) A cadet on being commissioned in the Reserves on the Active List and who is entitled to retain his uniform clothing shall not be entitled to the gratuitous issue of the items of officers' clothing prescribed in article 2.81 (See (2) (d) of article 6.55.)
- (4) An officer on the Retired List who is appointed to the Active List to carry out a period of Continuous Naval Duty and who did not retain articles of uniform clothing in accordance with article 2.82 shall be entitled to a gratuitous issue in accordance with (1) of this article.

2.81 - SCALES OF ISSUE

<u>Item</u>	<u>Quantity</u>
Cap, peak	1
Cover, cap	1
Jacket, serge	1
Trousers, serge	1 Pr.
Jacket, khaki	1
Trousers, khaki	1 Pr.
Belt, khaki	1
Raincoat	1

2.82 - RETENTION OF UNIFORM CLOTHING

On release from the Reserve an officer whose name is entered on the Retired List may retain all articles of uniform clothing issued in accordance with (1) of article 2.80.

2.83 - REPLACEMENT OF UNIFORM CLOTHING

(1) Replacement of the articles issued in accordance with article 2.81 of this manual shall be at the expense of the reserve officer concerned.

(2) Articles of kit lost or damaged through causes directly attributable to naval service, shall be replaced as prescribed in General Order 210.01/2 and 210.01/3.

(Articles 2.84 to 2.99 inclusive: not allocated.)

CHAPTER 3

DESCRIPTION OF NAVAL UNIFORMS (OFFICERS)

(The following descriptions are only a general outline. Detailed instructions are to be found in the specifications held by the Supply Officer).

Section 1 - Jackets and Tunics3.01 - BLUE JACKET

(1) For all Officers - Blue cloth of approved shade and weave; to cover the hips; stand and fall collar with peaked lapel; double-breasted, with four 9/10-inch buttons on each side, four to button, spaced from two and one-quarter inches to two and three-quarter inches, according to the height of the wearer; when buttoned, rows shall be five to five and one-half inches apart. Pockets without flaps, at the sides in a line with the lowest button and one outside left breast pocket. An opening five inches long at the bottom of each side seam. Distinction cloth, where applicable, and lace on cuffs according to branch and rank (see article 3.82).

(2) For Cadet - Midshipmen - On each side of the collar a white turnback of two inches by one and one-half inches, with notched hole of white twist, one and one half inches long with a 13/20-inch button at the top shall be worn as shown in the Illustrated Instructions on How to Wear Certain Articles of Dress.

(3) For Cadets - On each side of the collar a notched hole of white twist one and one-half inches long, with a 13/20-inch button at the top shall be worn as shown in the Illustrated Instructions on How to Wear Certain Articles of Dress.

3.02 - WHITE TUNIC

(1) For all Officers - White drill, single-breasted, stand collar with hooks and eyes, five 9/10-inch buttons to button and an opening at the bottom of each side seam, five inches long. Collar shall be worn hooked. A patch pocket on each breast, without flap. Shoulders fitted for shoulder straps.

(2) For Cadet - Midshipmen - On each side of the collar a white turnback of two inches by one and one-half inches, with a notched hole of white twist one and one half inches long, and a 13/20-inch button with eyelet holes in the collar for the buttons, shall be worn.

(3) For Cadets - On each side of the collar a notched hole of white twist, one and one-half inches long and a 13/20-inch button, with eyelet holes in the collar for the buttons.

3.03 - KHAKI JACKETS

(1) For all Officers - Khaki cloth, of appropriate shade. Stand and fall collar with notched lapel. Single-breasted, three 9/10-inch buttons to button, bottom button in the centre of waistband, top button in line with buttons of breast pockets and centre button midway between. Waistband stitched to the garment; two breast and two side pockets with flaps to button (13/20-inch buttons) and vent in back. Shoulders fitted for shoulder straps.

(2) For Cadet - Midshipmen - On each side of the collar a white turnback of two inches by one and one-half inches, with notched hole of white twist, one and one half inches long with a 13/20-inch button at the top shall be worn as shown in the Illustrated Instructions on How to Wear Certain Articles of Dress.

(3) For Cadet - On each side of the collar a notched hole of white twist one and one half inches long, with a 13/20-inch button at the top shall be worn as shown in the Illustrated Instructions on How to Wear Certain Articles of Dress.

3.04 - BATTLE DRESS JACKET

(1) For all Officers - Midnight blue cloth of approved shade and weave; convertible collar with lapel buttonhole; single-breasted with fly front; to fasten with four plain buttons. Two outside pleated patch breast pockets with flaps to fasten with plain buttons, fly type. Two inside breast pockets, body pleated into a belt with adjustable buckle fastening, sleeves with plain cuffs to fasten with plain buttons, fly type. Shoulders shall be fitted for shoulder straps.

(2) For Cadet - Midshipmen - On each side of the collar a white turnback of two inches, with a notched hole of white twist one and one-half inches long, with a 13/20-inch button at the top, shall be worn.

(3) For Cadets - On each side of the collar a notched hole of white twist, one and one-half inches long with a 13/20-inch button at the top.

3.05 - BLUE MESS JACKET

Midnight blue doeskin; Eton style; slightly roached over the hips, with a rounded peak behind; three 15/20-inch buttons each side; six buttonholes each side, four in each lapel and two below; stand and fall collar with peaked lapel; two pockets with welts at the side. The jacket is fastened at the second buttonhole from the bottom with two 15/20-inch buttons connected by a link. Round cuffs, with rows of lace according to rank.

3.06 - TAILCOAT

Blue cloth, double-breasted; three buttons each side; six buttonholes, four in each lapel and two below; padded turn down collar; pointed flaps with three notched holes

of black twist and buttons under; one button at the bottom of each plait and two in the waist seam behind. The coat may be fastened in front with a link, at the wearer's discretion. Round cuffs, with rows of lace according to rank.

3.07 - WHITE MESS JACKET

White drill of the same style as the blue mess jacket but with two buttons on each side and a roll lapel without buttonholes. Shoulders shall be fitted for shoulder straps.

3.08 - WAISTCOAT

(1) Evening blue, for wear with mess jacket. Midnight blue doeskin; single-breasted, cut low, with roll lapel and four 13/20-inch buttons.

(2) Evening, white for wear with mess jacket. White marcella, single-breasted, cut low, with roll lapel and four 13/20-inch buttons.

(Articles 3.09 to 3.20 inclusive: not allocated)

Section 2 - Trousers

3.21 - TROUSERS, BLUE

(1) Plain - Midnight blue cloth, of approved shade and weave; with or without pleats; button or zipper fly; no cuffs; side or hip pockets at the option of the officer.

(2) Mess Undress - Midnight blue cloth of approved shade or weave; with or without pleats; high back and without hip pockets.

(3) Mess Dress - As for Mess Undress trousers (2) of this article, but with a one and one-quarter-inch gold stripe down to outside.

3.22 - BATTLE DRESS TROUSERS

Midnight blue cloth of approved shade and weave. Same style as blue trousers with the exception that hip pockets will be covered with flaps, fly type.

3.23 - TROUSERS, WHITE

The same as blue trousers in white drill.

3.24 - TROUSERS, KHAKI

Khaki cloth of appropriate shade. Regular style; zipper or button front; pleated or plain front; hip or side pockets at option of the officer. No cuffs. High back is not permitted. Belts and not braces shall be worn with khaki trousers when worn negative jacket.

3.25 - SHORTS, KHAKI

Khaki drill length to reach two inches above the knee cap. One and one-half-inch waistband and two pleats on each front. Two side and two hip pockets with flaps to button.

(Articles 3.26 to 3.30 inclusive; not allocated)

Section 3 - Coats and Cloaks

3.31 - OVERCOAT

Midnight blue cloth of approved shade and weave. Length to reach to a point 16 inches from the ground. Double-breasted fitted style. Six 9/10-inch buttons on each side, the bottom button not below the level of the hips. A pleat down the back, with an opening at the bottom 18 inches long with a fly and four small plain buttons. A detachable half-belt behind with a buttonhole at each end eight inches apart, and two 9/10-inch uniform buttons. Stand and fall collar; one inside breast pocket and two outside bottom pockets with flaps. Edges of coat double stitched; the shoulders fitted for shoulder straps. A three-inch slit for sword, vertical, with a two-inch welt, just above the left hip in line with the waist belt.

3.32 - RAINCOAT

Midnight blue cloth of approved shade and weave. Coat shall reach five inches below the knee. Single-breasted, fly front; four buttons all to button; vertical side pockets, welted. Raglan sleeves; round cuffs; no belt.

3.33 - WATCH COAT

Midnight blue cloth of approved shade and weave. Knee length. Double-breasted with a 14-inch slit in the back. Stand and fall collar provided with a tab underneath to button across the opening when required. Five buttons on each side, four to button and one under the turn. One inside breast pocket on left side and two outside bottom pockets with flaps. Edges of coat single stitched; the shoulders fitted for shoulder straps. A three-inch slit for sword, vertical, with a two-inch welt, just above the left hip.

3.34 - BOAT CLOAK

Cape of midnight blue cloth of approved shade and weave. Collar three and one-half-inches deep. Lined with white, to button four. Lion head fastenings and chain at neck. Two pockets inside. Cape of a length to reach to a point two inches above the knee.

(Articles 3.35 to 3.40 inclusive: not allocated)

Section 4 - Caps and Cap Covers

3.41 - CAP

(1) Midnight blue doeskin or melton or white plastic with peak. Crown shall be circular having a diameter of from nine and thirteen-sixteenth inches for size six and three-eighth to eleven and five-sixteenth inches for size seven and three-eighth. To have piping around the edge of the crown, between the band and quartering and near the bottom of the band. To have a mohair band one and three-quarter inches wide with the join in front to be covered by the badge. The band of the cap shall be supported with double stiffening hessian two and three-eighth inches wide. The crown shall be extended with a gromet. The chin strap shall be of black patent calf leather, three-eighth inch wide, buttoned to two flexible buttons placed immediately behind the corners of the peak.

(2) The peak of the cap is designed as follows:

(a) For Flag Officers - Covered with midnight blue doeskin and bound with patent leather, and embroidered with two rows of oak leaves in gold bullion, one row on upper edge and one on lower, three-quarter inch wide in the middle and tapering to the ends. The peak shall be two to two and three-eighth inches deep in the middle.

(b) For Commodores, Captains and Commanders - The same as for flag officers but embroidered on the front edge only.

(c) For all other Officers - Patent leather, without embroidery. The peak is two inches deep in the middle.

(d) The peak shall droop at an angle of 45 degrees.

3.42 - BLUE BERET

(1) Midnight blue melton, fitted with a stiffener to hold the badge over the left temple and bound with leather around the edge.

(2) The officer's miniature cap badge shall be worn on the stiffener, the lower edge shall be three-quarter inch from bottom edge of the cap.

3.43 - FUR CAP

(1) The cap shall be wedge-shaped and of good quality Persian or Indian lamb, dyed black. The depth shall be 18 inches measured from the bottom edge on one side over the centre of the crown, when not depressed, to the bottom of the other side. The lining shall be of good quality satin and quilted.

(2) The officer's cap badges shall be worn in the centre of the front of a fur cap, the lower edge being one and one-half inches from the bottom edge of the cap.

3.44 - CAP COVER, WHITE

Of white pique or plastic the crown of the cap cover shall be one-half inch larger in diameter than the crown of the cap.

(Articles 3.45 to 3.50 inclusive; not allocated).

Section 5 - Accessories

3.51 - BELTS, KHAKE

Khaki web, one and one-quarter inches wide, plain black buckle.

3.52 - COLLAR

stiff + clean

(1) Turn Down - Plain white, starched, or plastic, pointed ends, of a conservative design.

(2) Wing - Plain, white, starched, of a conservative design.

3.53 - GAITERS

Black patent leather. The gaiter shall be approximately 10 inches high at the front and 11 inches at the back, have four eyelet holes each side and be fastened with leather lace; strap and buckle at the top.

3.54 - GLOVES

Brown leather.

3.55 - CUMMERBUND

Plain black silk, six inches wide at the front.

3.56 - MOURNING BAND

Black crepe three and one-quarter inches wide.

3.57 - TIES

(1) Four-in-hand - Plain black. Material optional.

(2) Bow - Plain black silk or satin, square ends.

3.58 - SANDALS

Brown leather, open toe, cross strapped and open heel.

3.59 - SCARF

White. Material optional.

3.60 - SHIRTS

(1) White, Plain - Soft-fronted, separate collar.

(2) White, Dress - Plain stiff front, two stud holes.

(3) Khaki - With attached soft collar and two pleated breast pockets to button. No shoulder straps.

(4) White, Tropical - V neck, 13-inch front opening, two breast pockets, short sleeves.

3.61 - SHOES AND BOOTS

- (1) Black Shoes - Lace-up shoes. No toe-caps or straps.
- (2) White Shoes - Lace-up buckskin shoes. No toe-caps or straps.
- (3) Black Boots - Lace-up boots. No toe-caps.
- (4) Boots Half-Wellington - Black, height 11 inches. Optional for wear on occasions when black shoes or black boots, (1) and (3) of this article, are prescribed.

3.62 - SOCKS

Plain black or midnight blue with black shoes or boots. Plain white with white shoes.

3.63 - STUDS

For wear with dress shirt. Plain gilt.

(Articles 3.64 to 3.74 inclusive: not allocated).

Section 6 - Insignia3.75 - AIGUILLETES (See article 15.04)3.76 - BADGES, CAP

(1) Standard Badge - A wreath of gold laurel leaves surrounding a silver fowl anchor with crown above; embroidered in gold bullion on a midnight blue doeskin background. The outside dimensions of the badge are two and one-half inches high by three and three-eighth inches broad.

(2) Miniature Badge - Similar to standard badge but with outside dimension one and three-quarter inches high by two and one-quarter inches broad.

3.77 - BADGES, COLLAR

- (1) Three-quarter inch gilt metal replica of the sleeve marks of rank.
- (2) The badge shall be centered midway between the point and top edge of the collar. The bottom of the badge shall be horizontal when the collar is buttoned.

3.78 - BADGES, CANADA

The word "CANADA" in letters five-sixteenth inch high curved to the contour of the shoulder. On blue and khaki uniforms, overcoats and watchcoats, badges embroidered in gold wire on a blue cloth background shall be worn; on white uniforms, badges embroidered in gold silk thread on a white cloth background. The badge shall be mounted on both sleeves with the top edge of the letters not less than one-half inch and not more than one inch below the shoulder seam.

3.79 - BADGES - PILOT'S, OBSERVER'S AND PARACHUTIST'S

(1) The badge approved to be worn by officers qualified as pilots shall consist of outstretched wings of gold embroidery having in the centre a silver fowl anchor surrounded by a gold embroidered wreath and surmounted by a crown. The dimensions of the pilot's badge shall be:

(a) if full size, length two and seven-eighth inches, height one and one-quarter inches; or

(b) if miniature size, length two inches, height seven-eighth inch.

(2) The badge approved to be worn by officers qualified as observers shall consist of wings of gold embroidery having in the centre a silver fowl anchor surrounded by the letter "O" in silver rope and surmounted by a crown. The dimensions of the observer's badge shall be:

(a) if full size,
width at wing tips - one and three-quarter inches,
overall height to wing tips - one and five-eighth inches,
height of centre - one and three-eighth inches;

(b) if miniature size,
width at wing tips - one and one-quarter inches,
overall height to wing tips - one and one-eighth inches,
height of centre - one inch.

(3) (a) Naval officers, except pilots and observers, who have qualified as parachutists may wear the miniatures of the approved badge of the service in which they qualified.

(b) Naval officers who have qualified as pilots or observers in another service or in the Royal Naval Air Service shall wear the naval pilot's or observer's badge.

(c) Except as prescribed in (b) of this paragraph, former members of the air force who subsequently serve in the RCN shall not wear any aircrew badges or insignia.

(4) The pilot's, observer's or parachutist's badge shall be worn:

(a) on the left sleeve of blue jackets, sewn one-quarter inch above the circle in the uppermost row of distinction lace; and in the case of midshipmen the badge shall be worn in a corresponding position;

(b) on white tunics, khaki jackets and battle dress blouses with a safety-pin attachment

(i) when medal ribbons are not worn, one and one-half inches above the left breast pocket; and

(ii) when medal ribbons are worn, immediately above the ribbons.

(5) Pilot's and observer's badges shall not be worn on shirts, overcoats, watch coats, raincoats or shoulder straps.

3.80 - BUTTONS

(1) For Flag Officers- A raised round gilt button with a rope rim encircling a plain rim, within which is a wreath of laurel surrounding a fowl anchor with crown above.

(2) For other Officers - The same as for flag officers but without laurel wreath and with the addition of the word "CANADA" between the crown and the anchor.

(3) Buttons are of three sizes:

(a) 9/10 of an inch in diameter (or in button maker's measure 37 lignes, relief 7 lignes);

(b) 15/20 of an inch in diameter (or in button maker's measure 30 lignes, relief 6 lignes); and

(c) 13/20 of an inch in diameter (or in button maker's measure 26 lignes, relief 5 1/2 lignes).

3.81 - MARKS OF RANK

(1) For all officers, except midshipmen and cadets, rank shall be denoted by straight rows of gold lace with a circle on the upper row.

(2) The circle is two inches in diameter for officers of the rank of rear-admiral and above and one and three-quarter inches in diameter for all other officers. The circle on the uppermost row of lace is nine-sixteenth-inch lace regardless of rank. In the case of commodores the circle of nine-sixteenth-inch lace is positioned so that the upper edge of the one and three-quarter-inch lace is touching the lower edge of the circle.

(3) (a) The space between two rows of gold lace is one-quarter-inch.

(b) When one and three-quarter-inch lace and nine-sixteenth-inch lace are worn together, the one and three-quarter-inch lace shall form the bottom row.

(c) When nine-sixteenth-inch lace and one-quarter-inch lace are worn together, the one-quarter-inch lace shall form the middle row.

(4) Sleeve lacing shall be worn on blue jackets and blue mess jackets in the following manner:

Rank	Distance from bottom of sleeve to bottom of lowest row of lace	Number of rows of lace		
		Widths of lace in inches		
		1 3/4	9/16	1/4
Admiral of the Fleet	1 inch	1	4	
Admiral	1 1/4 inches	1	3	
Vice-Admiral	1 1/2 inches	1	2	
Rear-Admiral	1 3/4 inches	1	1	
Commodore	2 inches	1		
Captain	2 inches		4	
Commander	2 3/8 inches		3	
Lieutenant-Commander	2 3/8 inches		2	1
Lieutenant	2 3/4 inches		2	
Sub-lieutenant	3 1/2 inches		1	
Commissioned Officer (Branch List)	3 1/2 inches		1	

3.82 - DISTINCTION MARKS

(1) Effective 1 January, 1960, Medical Officers, Nursing Officers, Medical Technical Officers and Medical Administrative Officers only shall wear distinction cloth to denote the branch to which they belong.

(2) Distinction cloth one-quarter inch wide is worn in conjunction with the gold lace:

- (a) between two or more rows of lace, or
 - (b) below a single row of lace, or
 - (c) when there is no lace, in the position it would have occupied in conjunction with a single row of lace.
- (3) The colour of distinction cloth shall be, for
- | | |
|-------------------------------------|-----------|
| (a) Medical Officers | - scarlet |
| (b) Nursing Officers | - maroon |
| (c) Medical Technical Officers | - maroon |
| (d) Medical Administrative Officers | - maroon |

3.83 - SHOULDER STRAPS

- (1) (a) For officers below the rank of flag officer, shoulder straps shall be five and one-quarter inches long and two and one-quarter inches wide, of midnight blue doeskin covering a firm resilient waterproof foundation and shall have a 13/20-inch button with a screw fitting at the top of each. The rank and branch shall be indicated by gold lace and distinction cloth (See (b) of this paragraph and articles 3.81 and 3.82 of this manual). The shoulder straps shall have a strap on the under side fastened to the outer end and secured to the button. The strap passes through two loops fitted to the shoulders of the garment.
- (b) Shoulder straps worn with blue battle dress may:
- (i) have a soft foundation,
 - (ii) be covered with serge, and
 - (iii) have the gold lace and distinction cloth represented by woven yarn in the appropriate colours.
- (c) Where nine-sixteenth-inch lace is prescribed for cuff lacing, lacing on the shoulder straps shall normally be one-half inch wide, but may be nine-sixteenth inch wide providing the space is adequate.
- (d) The distance from the outer end of the straps to the first row of lace (or distinction cloth) is one-quarter inch for all ranks.
- (2) (a) For officers of flag rank, shoulder straps shall be as prescribed for officers below flag rank except that the top is covered with two-inch gold lace margined as prescribed in (b) of this paragraph. The following devices shall be worn:
- (i) By admirals - a crown, crossed sword and baton, three stars, one inch in diameter.
 - (ii) By vice-admirals - a crown, crossed sword and baton, two stars, one inch in diameter.
 - (iii) By rear-admirals - a crown, crossed sword and baton, one star one and three-quarter inches in diameter.

(b) When one and three-quarter-inch lace and nine-sixteenth-inch lace are worn together, the one and three-quarter-inch lace shall form the bottom row.

(c) When nine-sixteenth-inch lace and one-quarter-inch lace are worn together, the one-quarter-inch lace shall form the middle row.

(4) Sleeve lacing shall be worn on blue jackets and blue mess jackets in the following manner:

Rank	Distance from bottom of sleeve to bottom of lowest row of lace	Number of rows of lace		
		Widths of lace in inches		
		1 3/4	9/16	1/4
Admiral of the Fleet	1 inch	1	4	
Admiral	1 1/4 inches	1	3	
Vice-Admiral	1 1/2 inches	1	2	
Rear-Admiral	1 3/4 inches	1	1	
Commodore	2 inches	1		
Captain	2 inches		4	
Commander	2 3/8 inches		3	
Lieutenant-Commander	2 3/8 inches		2	1
Lieutenant	2 3/4 inches		2	
Sub-lieutenant	3 1/2 inches		1	
Commissioned Officer (Branch List)	3 1/2 inches		1	

3.82 - DISTINCTION MARKS

(1) Effective 1 January, 1960, Medical Officers, Nursing Officers, Medical Technical Officers and Medical Administrative Officers only shall wear distinction cloth to denote the branch to which they belong.

(2) Distinction cloth one-quarter inch wide is worn in conjunction with the gold lace:

(a) between two or more rows of lace, or

(b) below a single row of lace, or

(c) when there is no lace, in the position it would have occupied in conjunction with a single row of lace.

(3) The colour of distinction cloth shall be, for

(a) Medical Officers	- scarlet
(b) Nursing Officers	- maroon
(c) Medical Technical Officers	- maroon
(d) Medical Administrative Officers	- maroon

3.83 - SHOULDER STRAPS

(1) (a) For officers below the rank of flag officer, shoulder straps shall be five and one-quarter inches long and two and one-quarter inches wide, of midnight blue doeskin covering a firm resilient waterproof foundation and shall have a 13/20-inch button with a screw fitting at the top of each. The rank and branch shall be indicated by gold lace and distinction cloth (See (b) of this paragraph and articles 3.81 and 3.82 of this manual). The shoulder straps shall have a strap on the under side fastened to the outer end and secured to the button. The strap passes through two loops fitted to the shoulders of the garment.

(b) Shoulder straps worn with blue battle dress may:

- (i) have a soft foundation,
- (ii) be covered with serge, and
- (iii) have the gold lace and distinction cloth represented by woven yarn in the appropriate colours.

(c) Where nine-sixteenth-inch lace is prescribed for cuff lacing, lacing on the shoulder straps shall normally be one-half inch wide, but may be nine-sixteenth inch wide providing the space is adequate.

(d) The distance from the outer end of the straps to the first row of lace (or distinction cloth) is one-quarter inch for all ranks.

- (2) (a) For officers of flag rank, shoulder straps shall be as prescribed for officers below flag rank except that the top is covered with two-inch gold lace margined as prescribed in (b) of this paragraph. The following devices shall be worn:
- (i) By admirals - a crown, crossed sword and baton, three stars, one inch in diameter.
 - (ii) By vice-admirals - a crown, crossed sword and baton, two stars, one inch in diameter.
 - (iii) By rear-admirals - a crown, crossed sword and baton, one star one and three-quarter inches in diameter.



CHAPTER 4

NAVAL UNIFORMS - CHAPLAINS

Section 1 - Dresses and Occasions on Which They Are To Be Worn4.01 - DRESSES AND OCCASIONS

Dresses authorized for chaplains and the occasions on which these are to be worn shall be as prescribed in the table to this article. Numbers have been assigned to the various dresses for convenience when referring to them.

Article 4.01 (Table)

Dress No.	Dress	Particulars	Occasion
1	Blue Ceremonial Dress	Blue jacket, plain blue trousers, cap clerical collar, black stock, black shoes or boots, neck decorations (unless otherwise ordered) decorations and medals	(a) State occasions. (b) When receiving members of royal families. (c) Exchanging visits of ceremony with governors-general, governors, high commissioners and lieutenant-governors, with resident commissioners and administrators entitled to a gun salute of 13 guns or more; with officers of the diplomatic services of Commonwealth and other nations. (d) Courts-martial. (e) Service funerals and memorial services connected therewith. (f) Inspection by senior officers when so ordered. (g) Official calls, ceremonial divisions, parades and other occasions when it is appropriate. (h) For occasions of duty and ceremony when Blue Service Dress is not sufficient.

Article 4.01 (Table) (Continued)

Dress No.	Dress	Particulars	Occasion
3	Blue Service Dress	As for Dress No. 1 but with ribbons of orders decorations and medals	Ordinary occasions of duty and ceremony afloat and on shore.
5	Battle Dress	<p>Battle dress jacket, shoulder straps, battle dress trousers, cap (or beret in aircraft carriers or air stations), clerical collar, black stock, black shoes or boots,</p> <p>ribbons of orders, decorations and medals.</p> <p>(Note.- A turn-down collar and black tie may be worn.)</p>	<p>Optional dress for working in other than hot climates:</p> <p>(a) at sea or in aircraft,</p> <p>(b) by landing parties or during active operations,</p> <p>(c) when doing arduous or dirty work when other clothing might be spoiled,</p> <p>(d) On other occasions as ordered by the senior officer.</p>
7	Mess Dress	<p>Blue mess jacket (Chaplains class V and above may wear tail coat), blue waistcoat, laced trousers, cap, clerical collar, black stock, black shoes,</p> <p>neck decorations (unless otherwise ordered), miniature decorations and medals.</p> <p>(Chaplains not in possession wear Dress No. 3.)</p>	<p>To be worn at</p> <p>(a) evening dances and entertainment on shore and afloat.</p> <p>(b) dinner when officers of flag and commodores rank, or army or air force officers of corresponding rank (wearing uniform) are being entertained.</p> <p>(Note.- Until 1 January, 1959, plain blue trousers may be worn with Dress No. 7.)</p>

Article 4.01 (Table) (Continued)

Dress No.	Dress	Particulars	Occasion
8	Mess Undress	<p>Blue mess jacket (Chaplains class V and above may wear tail coat), blue waistcoat or cummerbund, plain blue trousers, cap, clerical collar, black stock, black shoes,</p> <p>miniature ribbons of orders decorations and medals.</p> <p>(Chaplains not in possession wear Dress No. 3.)</p>	For ordinary evening wear, onboard.

IN HOT CLIMATES

11	White Ceremonial Dress	<p>White tunic, shoulder straps, white trousers, cap, white shoes,,</p> <p>neck decorations (unless otherwise ordered), decorations and medals.</p>	As for Dress No. 1
13	White Service Dress	<p>As for Dress No. 11 but with ribbons of orders, decorations and medals.</p> <p>(Black shoes or boots on shore in bad weather.)</p>	Ordinary occasions of ceremony afloat and on shore.

Article 4.01 (Table) (Continued)

IN HOT CLIMATES

Dress No.	Dress	Particulars	Occasion
17	White Mess Dress	As for Dress No. 7 but with white mess jacket. (Chaplains not in possession, wear Dress No. 13.)	As for Dress No. 7
18	White Mess Undress	As for Dress No. 8 but with white mess jacket and cummerbund. (Chaplains not in possession, wear Dress No. 13.)	As for Dress No. 8
19	Tropical Mess Undress	White tropical shirt worn with neck open, shoulder straps, plain blue trousers, cap, black cummerbund, black shoes. (Chaplains not in possession, wear Dress No. 13.)	For informal evening wear on board.
23	Khaki Service Dress	Khaki jacket shoulder straps, khaki trousers, khaki belt, cap khaki shirt, collar badges, black tie, black shoes or boots, ribbons of orders, decorations and medals.	Ordinary occasions when appropriate in hot climates, and in the summer in Canada in lieu of Dress No. 3

Article 4.01 (Table) (Continued)

IN HOT CLIMATES

Dress No.	Dress	Particulars	Occasion
23 (Cont'd)	Khaki Service Dress	(Note.- A clerical collar and black stock may be worn except as prescribed in article 4.07.)	
24	Khaki Service Dress (negative jacket)	Khaki trousers, khaki belt, cap, khaki shirt, collar badges, black tie, black shoes or boots. (Notes.- 1. Khaki washable trousers may be worn. 2. The black tie may be omitted and sleeves rolled up at the discretion of the senior officer.)	In lieu of Dress No. 23 at the discretion of the senior officer.
25	Khaki Tropical Dress	Khaki shirt (worn with neck open and rolled up sleeves), collar badges, khaki shorts, khaki belt, cap, sandals, (khaki stockings and black shoes are optional).	On board on non-ceremonial occasions at the discretion of the senior officer.



(Articles 4.02 to 4.49 inclusive: not allocated.)

Section 2 - Instructions Pertaining to Miscellaneous Articles of Dress - Chaplains

4.50 - DESCRIPTION OF NAVAL UNIFORMS

Unless otherwise stated the pattern of chaplains' uniforms shall be the same as for other officers as prescribed in Chapter 3 of this manual.

4.51 - BADGES

(1) Sleeve Cross - A Latin cross embroidered in gold, the long arm 1 - 3/4 inches long, the short arm 1 - 1/4 inches long, and each arm 1/4 inch wide; shall set inclined toward the rear in the position normally covered by the curl, the longer arm making an angle of 60° with the horizontal. The wearing of this cross is optional.

(2) Badge for Wear on Shoulder Straps - The badge that chaplains shall wear on shoulder straps consists of an anchor in silver upon a Maltese cross in gold, the whole surmounted by the Royal Crown.

(3) Collar Badges - On khaki shirts chaplains shall wear collar badges in the form of a 3/4-inch gilt metal replica of the Latin cross. Each badge shall be centered midway between the point and top edge of the collar. The bottom of the badge shall be horizontal when the collar is buttoned.

4.52 - CHURCH ROBES

(1) The chaplain's scarf shall be of black silk, seven and one half inches wide, with an embroidered badge consisting of an anchor in silver, upon a Maltese cross in gold, the whole being surmounted by the Royal Crown.

(2) (a) Where conditions permit and when officiating at services other than divisions or commissioning ceremonies, Protestant chaplains shall wear the robes of the church to which they belong, with the chaplain's scarf.

(b) The proper robes for Protestant chaplains are as follows:

(i) Church of England - cassock, surplice and scarf.

(ii) Other denominations - regular pulpit gown and scarf.

(c) All chaplains may wear the appropriate hood of their academic degree.

(d) The scarf shall:

(i) be worn only when the chaplain is robed;

(ii) not be worn with uniforms, greatcoat or raincoat.

- (e) The scarf may be worn by:
- (i) naval chaplains after retirement;
 - (ii) part-time chaplains and honorary chaplains, only when officiating at naval, army or air force services.

4.53 - SHOULDER STRAPS

Shoulder straps shall be the same as for other officers except that chaplains will wear the badge described in (2) of article 4.51.

4.54 - CAPS

The cap worn by chaplains shall be the same as that worn by other officers below the rank of commander. Chaplains may at their option wear a cap with a peak covered with black cloth and have an edging of black mohair braid $3/4$ inch in width.

4.55 - CLERICAL COLLAR AND BLACK STOCK

A clerical collar and black stock are normally worn when conducting religious services.

(Articles 4.56 to 4.99 inclusive: not allocated.)

CHAPTER 5

NAVAL UNIFORMS—NURSING OFFICERS

SECTION 1—DRESSES AND OCCASIONS ON WHICH THEY
ARE TO BE WORN

5.01 Dresses and Occasions

The dresses authorized for officers of the nursing branch and the occasions on which they are to be worn shall be as prescribed in the table to this article. Numbers have been assigned to the various dresses for conveniences when referring to them.

ARTICLE 5.01 (Table)

Dress Number	Dress	Particulars	Occasion
No. 2B	Ball Dress	Two-piece dress. Cape. Belt. Black gloves. White cuffs. Collar (nurse's). Black pumps. Stockings, black . Veil, or Balmoral (at discretion of the senior nursing officer present). Black purse. Shoulder straps. Orders and stars of orders. Miniature decorations and medals. (Not more than two stars of orders to be worn.)	To be worn at official or public balls, dinners and evening receptions.
No. 3	Blue Ceremonial Dress	Blue jacket. Blue skirt. Balmoral. White shirt. White collar. Black tie. Black shoes, or Black pumps . Stockings, black . Black gloves. Black purse. Broad riband. Up to two neck decorations. Up to four stars. Decorations and medals on breast.	(a) State occasions. (b) When receiving Her Majesty the Queen or other heads of state unless specially ordered to the contrary. (c) When receiving other royalty; masthead flags being hoisted. (d) At ceremonies and entertainments when the senior officer present considers it desirable to do special honour to the occasion. (e) Occasions of duty and ceremony when blue dress is not appropriate.

Art. 5.01 Dresses and Occasions—Cont'd.

ARTICLE 5.01 (Table) Cont'd.

Dress Number	Dress	Particulars	Occasion
No. 4	Blue Dress	Blue jacket. Blue skirt. Balmoral. White shirt. White collar. Black tie. Black shoes. <i>Black Pump</i> Stockings, black black. Black gloves. Black purse. Decorations and medals. One neck decoration. Up to two stars.	(a) When receiving heirs to throne and other members of royal families or those of other nations; mast-head flags not being hoisted. (b) Exchanging visits of ceremony with governors-general, governors, high commissioners and lieutenant-governors, with resident commissioners and administrators entitled to a gun salute of 13 guns or more; with officers of the diplomatic service of Commonwealth countries and with functionaries of other nations. (<i>No. 3 Dress shall be worn when the Senior Officer present considers it desirable to do special honour.</i>) (c) Courts-martial. (d) Service funerals and memorial services connected therewith. (e) Inspections by senior officers when so ordered. (f) Sunday divisions, parades and other occasions when it is appropriate. (g) For occasions of duty and ceremony when blue service dress is not sufficient.
No. 5	Blue Service Dress.	Blue jacket. Blue skirt. Balmoral. White shirt. White collar. Black tie. Black shoes, <i>or Black Pump</i> Stockings, black black. Black gloves. Black purse. Ribbons of orders, decorations and medals. Stars of orders. (<i>One star may be worn with this dress.</i>) (<i>NOTE: Blue Slacks may be worn on duty in ships and aircraft.</i>)	Ordinary occasions of duty and ceremony afloat and on shore.
No. 5B	Blue Work Dress	Blue work dress. Belt. Apron. Veil. Black shoes. Stockings, black black. Shoulder straps.	For working in hospitals except when otherwise ordered by the senior officer. (<i>NOTE: When proceeding to and from naval hospitals balmoral shall be worn and black gloves and black purse may be worn with blue work dress.</i>)

5.01 - DRESSES AND OCCASIONS (Continued)

Article 5.01 (Table) (Continued)

Dress Number	Dress	Particulars	Occasion
No. 6A	Mess Dress	Two-piece dress. Cape. Belt. Black gloves. White cuffs. Collar (nurse's). Black pumps. Stockings, black. Veil, or balmoral (at discretion of the senior nursing officer present.) Black purse. Shoulder straps. Miniature orders. Decorations and medals.	To be worn at: (a) dinner in harbour at the tables of all flag officers, and commodores, and officers of corresponding rank, unless Ball Dress is ordered; (b) evening dances and entertain- ments on shore and afloat. (c) dinner when officers of flag rank, or army or air force officers of corresponding rank (wearing uniform) are guests.
No. 7	Mess Undress	Two-piece dress. Cape. Belt. Black gloves. White cuffs. Collar (nurse's). Black pumps. Stockings, black. Veil, or balmoral (at discretion of the senior nursing officer present.) Black purse. Shoulder straps. Miniature ribbons of orders. Decorations and Medals	For ordinary evening wear on board.

No. 8 When Dress numbers 8, 9 or 10 are ordered to be worn by male
No. 9 officers, officers of the nursing service shall wear dress No. 2B with
No. 10 the exception that orders, decorations and medals shall be worn as
 prescribed for the appropriate male uniform as detailed in Chapter 2
 of this manual.

Article 5.01 (Table) (Continued)

Dress Number	Dress	Particulars	Occasion
No. 15	Khaki Service Dress	Khaki jacket. Khaki skirt. Khaki shirt. Black tie. Black shoes. Taupe stockings. Black purse. Shoulder straps. Balmoral. Black gloves. Ribbons of orders. Decorations and medals.	Ordinary occasions of duty in hot climates and during the summer when appropriate.

Section 2 - Wearing of Miscellaneous Accessories

(Articles 5.02 to 5.79 inclusive: not allocated.)

Section 3 - Issue of Uniform Clothing - Nursing Officers of the Reserve

5.80 - CONDITIONS OF ISSUE

(1) Except as prescribed in (2) and (3) of this article, a nursing officer on being commissioned in the Reserve (Active List) shall receive a gratuitous issue of uniform clothing as prescribed in article 5.81 of this manual.

(2) The following nursing officers commissioned in the Reserve shall not be entitled to a gratuitous issue in accordance with (1) of this article:

(a) A nursing officer who is entered in the Reserve (Active List) for the purpose of being placed on the Retired List, or becoming a member of the Regular Force.

(b) A nursing officer on the Retired List who is appointed to the Active List in order to carry out a period or periods of Naval Training or Special Duty and who reverts to the Retired List on completion of Naval Training or Special Duty.

(c) A nursing officer on the Retired List who retained articles of uniform clothing in accordance with article 5.82 of this manual who is appointed to the Active List in order to carry out a period of Continuous Naval Duty.

(3) A nursing officer on the Retired List who is appointed to the Active List to carry out a period of Continuous Naval Duty and who did not retain articles of uniform clothing in accordance with article 5.82 shall be entitled to a gratuitous issue in accordance with (1) of this article.

5.81 - SCALES OF ISSUE

<u>Item</u>	<u>Quantity</u>
Overcoat, woman's	1
Raincoat, woman's	1
Shoes, leather, black, woman's	1 Pr.
Rubbers, black, woman's	1 Pr.
Jackets, worsted serge, blue	1
Shields, dress	2
Skirts, worsted serge, blue	1
Shoulderbag	1

5.82 - RETENTION OF UNIFORM CLOTHING

On release from the Reserve a nursing officer whose name is entered on the Retired List may retain all articles of uniform clothing issued in accordance with (1) of article 5.80.

5.83 - REPLACEMENT OF UNIFORM CLOTHING

(1) Replacement of the articles issued in accordance with article 5.81 of this manual shall be at the expense of the reserve nursing officer concerned.

(2) Articles of kit lost or damaged through causes directly attributable to naval service, shall be replaced as prescribed in General Orders 210.01/2 and 210.01/3.

(Articles 5.84 to 5.99 inclusive: not allocated.)

CHAPTER 6

NAVAL UNIFORM - CADETS

PART 1 - CADETS ENTERED UNDER THE ROYAL CANADIAN NAVY
VENTURE PLANSection 1 - Dresses and Occasions on Which They Are To Be Worn6.01 - DRESSES AND OCCASIONS

The dresses authorized for Venture Cadets and the occasions on which these are to be worn shall be as prescribed in the table to this article. Numbers have been assigned to the various dresses for convenience when referring to them.

Article 6.01 (Table)

Dress No.	Dress	Particulars	Occasion
1	Blue Ceremonial Dress	Blue jacket, plain blue trousers, cap, plain white shirt, turn-down collar, black tie, black shoes or boots, decorations and medals	(a) State occasions. (b) When receiving members of royal families. (c) Exchanging visits of ceremony with governors-general, governors, high commissioners and lieutenant-governors, with resident commissioners and administrators entitled to a gun salute of 13 guns or more; with officers of the diplomatic services of Commonwealth and other nations. (d) Courts-martial. (e) Service funerals and memorial services connected therewith. (f) Inspection by senior officers when so ordered. (g) Official calls, ceremonial divisions, parades and other occasions when it is appropriate.

Article 6.01 (Table) (Continued)

Dress No.	Dress	Particulars	Occasion
1 (Cont'd)	Blue Ceremonial Dress		(h) For occasions of duty and ceremony when Blue Service Dress is not sufficient,
3	Blue Service Dress	As for Dress No. 1 but with ribbons of orders decorations and medals	Ordinary occasions of duty and ceremony afloat and on shore. (Notes.- 1. This uniform shall be worn when Dress No. 7 or 8 is worn by other officers. 2. Wing collar and bow tie may be worn when Dress No. 7 or 8 is worn by other officers.)
5	Battle Dress	Battle dress jacket, battle dress trousers, cap, plain white shirt, soft collar, black tie, black shoes and boots, ribbons and decorations and medals.	Ordinary occasion of duty on board. (Note.- Working dress similar to Men's No. 5, shall be worn in lieu at the discretion of the Senior Officer.)

II HOT CLIMATES

11	White Ceremonial Dress	White tunic, white trousers, cap, white shoes, decorations and medals.	As for Dress No. 1
----	------------------------	--	--------------------

Article 6.01 (Table) (Continued)

IN HOT CLIMATES

Dress No.	Dress	Particulars	Occasion
13	White Service Dress	As for Dress No. 11 but with ribbons of orders, decorations and medals. (Black shoes or boots on shore in bad weather)	Ordinary occasions of ceremony afloat and on shore.
19	Tropical Mess Undress	White tropical shirt worn with neck open, plain blue trousers, cap, black cummerbund, black shoes.	For informal evening wear on board.
23	Khaki Service Dress	Khaki jacket, khaki trousers, khaki belt, cap, khaki shirt, black tie, black shoes or boots, ribbons of decorations and medals.	Ordinary occasions when appropriate in hot climate and in the summer in Canada in lieu of Dress No. 3 or 5.
24	Khaki Service Dress (Negative Jacket)	Khaki trousers, khaki belt, cap, khaki shirt, black tie, black shoes or boots. (Notes.- 1. Khaki washable trousers may be worn. 2. The black tie may be omitted and sleeves rolled up at the discretion of the senior officer.)	In lieu of Dress No. 23 at the discretion of the senior officer.

Article 6.01 (Table) (Continued)

IN HOT CLIMATES

Dress No.	Dress	Particulars	Occasion
25	Khaki Tropical Dress	Khaki shirt (Worn with neck open and rolled up sleeves), khaki shorts, khaki belt, cap, sandals. (Khaki stockings and black shoes are optional.)	On board on non-ceremonial occasions at the discretion of the senior officer.

(Articles 6.02 to 6.05 inclusive: not allocated.)

PART 1 - CADETS ENTERED UNDER THE ROYAL CANADIAN NAVY
VENTURE PLAN (Continued)

Section 2 - Issue of Uniform Clothing

6.06 - CONDITIONS OF ISSUE

(1) With the exception of articles listed in paragraph (4), the articles of regulation kit listed in article 6.07 shall be issued gratuitously to a cadet on entry under the VENTURE Plan. All articles shall be replaced gratuitously when they are worn out owing to fair wear and tear.

(2) When loss or damage to articles of regulation kit is attributable to negligence on the part of a cadet, replacement shall be made at the expense of the cadet concerned.

(3) (a) When repairs are necessary as a result of fair wear and tear, boots and shoes issued under article 6.07 may be repaired at a cost not exceeding:
(i) two dollars and sixty-five cents for soles, and
(ii) one dollar and ten cents for heels.

(b) Repairs shall be requisitioned on standing contract, arranged annually at Naval Headquarters.

(4) The following articles of regulation kit shall be withheld until the completion of six months service:

Gloves, leather, lined
Jackets, khaki, officer's
Overcoat, officer's
Sandals
Shirts, khaki
Shoes, leather, white
Shorts, khaki
Trousers, khaki
Trousers, white, officer's
Tunics, white, officer's

6.07 - REGULATION KIT

The regulation kit for a cadet entered under the VENTURE Plan shall consist of the following articles of uniform clothing:

5 Pr. Badges, CANADA, embroidered, gold wire
3 Pr. Badges, CANADA, gold thread on white
2 Badges, cap officer's, embroidered
5 Pr. Badges, lapel, naval cadet's

- 1 Belt, waist, blue
- 1 Belt, waist, khaki
- 1 Belt, waist, leather (black)
- 1 Blazer
- 1 Pr. Boots, leather, ankle
- 1 Pr. Boots, athletic
- 1 BR 67 (1/51) Manual of Seamanship, Vols. I and II
- 1 Brush, shoe, black horsehair bristle
- 1 Brush, shoe, black fibre bristle
- 1 Brush, clothes
- 1 Pr. Braces
- 2 Caps, peak
- 11 Collars, linen, fold
- 3 Covers, cap, white
- 1 Crest, blazer, officer's
- 1 Pr. Gloves, leather, unlined
- 1 Pr. Gloves, leather, lined
- 2 Jackets, battle dress
- 1 Jacket, khaki, officer's
- 1 Jacket, serge, officer's
- 1 Jersey
- 1 Knife, pocket, seaman's
- 2 Neckties, four-in-hand, rayon
- 1 Overcoat, officer's
- 1 Raincoat
- 1 Pr. Rubbers, black
- 1 Pr. Sandals
- 3 Shirts, khaki
- 3 Shirts, tropical, white
- 6 Shirts, white, single cuff
- 2 Shirts, working
- 1 Pr. Shoes, leather, white
- 1 Pr. Shoes, leather, black
- 2 Pr. Shorts, gymnastic
- 2 Pr. Shorts, khaki
- 6 Pr. Socks, black
- 2 Pr. Socks, white, woollen
- 1 Supporter, athletic
- 1 Sweater, turtle neck, white
- 2 Sweatshirts
- 4 Tee-shirts, utility
- 2 Pr. Trousers, battle dress
- 1 Pr. Trousers, khaki
- 1 Pr. Trousers, serge, officer's
- 3 Pr. Trousers, white, officer's
- 2 Pr. Trousers, working
- 1 Pr. Trousers, grey flannel
- 3 Tunics, white, officer's

6.08 - RETENTION OF KIT

(1) When honourably released, a cadet entered under the VENTURE Plan, who has completed six months service or more as a cadet, may retain those articles which were issued to him as regulation kit.

(2) A cadet entered under the VENTURE Plan, who is released prior to completing six months service as a cadet, or under QRCN article 15.01 (Table) Item 1 (misconduct) or Item 2 (inefficiency) shall return all articles which were issued to him as regulation kit, with the exception of socks, sweatshirts and gymnastic shorts.

(Articles 6.09 to 6.20 inclusive: not allocated.)

**PART 2 - CADETS OF THE REGULAR FORCE AND OF THE RESERVE
(ROTP - CTP AND UNTD - DC)**

Section 1 - Dresses and Occasions on Which They Are To Be Worn

6.21 - DRESSES AND OCCASIONS

The dresses authorized for cadets of the Regular Force and of the Reserve and the occasions on which these are to be worn shall be as prescribed in the table to this article. Numbers have been assigned to the various dresses for convenience when referring to them.

Article 6.21 (Table)

Dress No.	Dress	Particulars	Occasion
1	Blue Ceremonial Dress	Blue jacket, plain blue trousers, cap, plain white shirt, turn-down collar, black tie, black shoes or boots, decorations and medals.	(a) State occasions (b) When receiving members of royal families. (c) Exchanging visits of ceremony with governors-general, governors, high commissioners and lieutenant-governors with resident commissioners and administrators entitled to a gun salute of 13 guns or more; with officers of the diplomatic services of Commonwealth and other nations. (d) Courts-martial. (e) Service funerals and memorial services connected therewith. (f) Inspection by senior officers when so ordered. (g) Official calls, ceremonial divisions parades and other occasions when it is appropriate. (h) For occasions of duty and ceremony when Blue Service Dress is not sufficient.

Article 6.21 (Table) (Continued)

Dress No.	Dress	Particulars	Occasion
3	Blue Service Dress	As for Dress No. 1 but with ribbons of orders decorations and medals.	Ordinary occasions of duty and ceremony afloat and on shore. (Notes.- 1. This uniform shall be worn when Dress No. 7 or 8 is worn by other officers. 2. Wing collar and bow tie may be worn when Dress No. 7 or 8 is worn by other officers.)
5	Battle Dress	Battle dress jacket, battle dress trousers, cap, plain white shirt, soft collar, black tie, black shoes and boots, ribbons and decorations and medals.	Ordinary occasions of duty on board. (Note.- Working dress, similar to men's No. 5 to be worn in lieu at the discretion of the Senior Officer.)

IN HOT CLIMATES

23	Khaki Service Dress	Khaki jacket, khaki trousers, khaki belt, cap, khaki shirt, black tie, black shoes or boots, ribbons of decorations and medals.	Ordinary occasion when appropriate in hot climate and in the summer in Canada in lieu of Dress No. 3 or 5.
----	---------------------	---	--

Article 6.21 (Table) (Continued)

IN HOT CLIMATES

Dress No.	Dress	Particulars	Occasion
24	Khaki Service Dress (negative jacket)	Khaki trousers, khaki belt, cap, khaki shirt, black tie, black shoes or boots, (Notes.- 1. Khaki washable trousers may be worn. 2. The black tie may be omitted and sleeves rolled up at the discre- tion of the senior officer).	In lieu of Dress No. 23 at the discretion of the senior officer.
25	Blue Tropical Dress	Shirt working, blue shorts, cap, sandals	On board, on non-ceremonial occasions at the discretion of the senior officer.



(Articles 6.22 to 6.50 inclusive: not allocated.)

PART 2 - CADETS OF THE REGULAR FORCE AND OF THE
RESERVE (ROTP - CTP AND UNTD - DC) (Continued)

Section 2 - Issue of Uniform Clothing - Cadets

6.51 - DESCRIPTION OF UNIFORMS - CADETS

Articles of uniform for cadets shall be of the same pattern as those prescribed in Chapters 3 or 9 of this manual except as otherwise stated.

6.52 - CONDITIONS OF ISSUE

(1) Reserve

(a) A probationary cadet of the Reserve, on promotion to cadet, shall be issued with the difference between the regulation kit of a cadet prescribed in (1) (b) of article 6.53 and those articles issued under (1) (a) of article 6.53 of this manual.

(b) In the event a probationary cadet fails to qualify for a cadet but elects to continue as a member of the Reserve, he shall be issued with additional articles of clothing to complete his kit to the scale prescribed under article 8.05 of this manual.

(2) Regular Force

(a) A man of the Regular Force promoted to cadet, shall be issued with the difference between the regulation kit of a cadet prescribed in (1) (b) of article 6.53 and those articles issued under article 8.03 of this manual.

(b) A cadet from a Canadian Services College undergoing naval training during the summer months shall, except for the overcoat, be issued with the difference between the regulation kit of a cadet prescribed in (1) (b) of article 6.53 and those articles issued under Naval General Orders.

6.53 - REGULATION KIT

(1) Subject to the conditions prescribed in article 6.52 of this manual, the regulation kit for cadets of the Regular Force and Reserve shall consist of the following articles of uniform clothing:

(a) Probationary Cadets of the Reserve

2	Badges, "CANADA", embroidered (gold thread)	1	Jacket, battledress
1	Badge, cap, officer's	1	Kit bag, large
1	Belt, waist, blue	1	Raincoat
1 Pr.	Boots, leather, ankle	2	Shirts, white
1	Cap, peak	2 Pr.	Socks, black
3	Collars, linen, fold	1	Tie, black
2	Covers, cap, white	1 Pr.	Trousers, battledress
1 Pr.	Gloves, leather, unlined		

(b) Cadets

5 Pr.	Badges, "CANADA", embroidered (gold thread)	1	Jacket, serge, officer's
2	Badges, cap, officer's	1	Jacket, working
4 Pr.	Badges, lapel, naval cadet's	1	Kit bag, large
4	Badges, rank, sleeve, captain's UNTD insignia (see (2) (c) of this article)	1	Necktie, four-in-hand
1	Badge, service (1, 2 or 3 bars)	1	Overcoat, officer's
1	Belt, khaki	1	Raincoat
1	Belt, waist, blue	1 Pr.	Rubbers, black
2 Pr.	Boots, leather, ankle	3	Shirts, khaki
1	Brush, shoe, black, horsehair bristle	2	Shirts, white
2	Caps, peak	2	Shirts, working
4	Collars, linen, fold	1 Pr.	Shoes, gymnasium
5	Covers, cap, white	1 Pr.	Shorts, gymnastic
1 Pr.	Gloves, leather, unlined	4 Pr.	Socks, black
1	Jacket, battledress	2	Sweatshirts
2	Jackets, khaki (see (2) (d) of this article)	1 Pr.	Trousers, battledress
		2 Pr.	Trousers, khaki
		1 Pr.	Trousers, serge, officer's
		2 Pr.	Trousers, working

(2) (a) Overcoats (officers') are made to measure and shall be demanded in accordance with BRCN 601(2). Procurement shall not be initiated however, until the cadet has successfully completed his first summer training period.

(b) Badges, lapel, naval cadet's, shall be worn on each side of the collar of the jacket, battledress, and jacket, khaki.

(c) Badges, rank, sleeve, captain's UNTD insignia, shall be issued to cadet captains only, as prescribed in article 6.81 of this manual.

(d) Buttons for jackets, khaki, shall be as prescribed for officers in (3) of article 3.80.

6.54 - SPECIAL ISSUES

(1) When proceeding to the tropics a cadet shall be issued:

- 1 Pr. Sandals
- 2 Pr. Shorts, tropical blue

(2) Badges, rank, sleeve, captain's, UNTD insignia, shall be issued to cadet captains only as prescribed in article 6.81 of this manual.

6.55 - RETENTION OF KIT

(1) Cadets of the Regular Force

(a) When honourably released, a cadet of the Regular Force who has completed six months' service or more as a cadet, may retain those articles which were issued to him as regulation kit.

(b) A cadet of the Regular Force who is released prior to completing six months' service as a cadet, or under QRCN article 15.01 (Table) item 1 (misconduct), or item 2 (inefficiency), shall return all articles which were issued to him as regulation kit with the exception of socks, sweatshirts and shorts, gymnastic.

(2) Cadets of the Reserve

(a) On release, a probationary cadet shall return all articles which were issued to him as regulation kit with the exception of socks.

(b) When honourably released, a cadet of the Reserve who has completed one year's service or more (including one period of summer training) as a cadet, may retain those articles which were issued to him as regulation kit with the exception of one overcoat, officer's.

(c) A cadet of the Reserve who is released prior to completing one year's service as a cadet, or under QRCN article 15.01 (Table) item 1 (misconduct), or item 2 (inefficiency), shall return all articles which were issued to him as regulation kit with the exception of socks, sweatshirts, and shorts, gymnastic.

(d) A cadet of the Reserve on being commissioned in the Reserve on the Active List, may retain the items of regulation kit which were issued to him as a cadet.

6.56 - REPLACEMENT OF ARTICLES OF REGULATION KIT

(1) Except as prescribed in (2) and (4) of this article, replacement of the articles of regulation kit issued in accordance with articles 6.53 and 6.54 shall be at the expense of the probationary cadet or the cadet concerned.

(2) When the Commanding Officer certifies that a probationary cadet or a cadet has outgrown the following articles of uniform clothing issued to him in accordance with article 6.53 or article 6.54, these articles shall be exchanged for serviceable articles:

- Jacket, serge, officer's
- Jacket, battledress
- Jacket, khaki
- Overcoat
- Trousers, battledress
- Trousers, khaki
- Trousers, serge, officer's

(3) When available, worn articles shall be issued in exchange for articles returned in accordance with (2) of this article.

(4) Articles of regulation kit lost or damaged through causes directly attributable to naval service, shall be replaced as prescribed in General Orders 210.01/2 and 210.01/3.

(Articles 6.57 to 6.79 inclusive: not allocated.)

Section 3 - Insignia6.80 - SERVICE BARS

(1) Completed periods of summer training shall be indicated by one, two or three metal, gold-plated, vertical bars on a safety pin mounting - each bar being 3/4 inch long and 3/16 inch wide. When more than one bar is worn, the space between the bars shall be 1/8 inch.

(2) Bars shall be awarded as follows:

- (a) For completion of the first summer's training - one bar
- (b) For completion of the second summer's training - two bars
- (c) For completion of the third summer's training - three bars

(3) Service bars shall be worn on the left arm and shall be centred on the sleeve, the bottom of the badge being five inches above the bottom of the cuff.

6.81 - GOLD LACE


(1) Cadets, when specifically appointed to act as cadet captains during summer training periods, shall wear gold lace, 1/4 inch in width, arranged in the form of a tailed diamond. Each side of the diamond shall be 1 - 1/4 inches in length to the outer edges of the lace. The lace shall extend beyond the lower sides of the diamond to form tails 2 - 1/4 inches in length, the distance between the lower points of the tails, inside the lace, being 3 - 1/4 inches.

(2) The tail diamonds shall be worn on the right arm of both blue and khaki uniforms and shall be centred on the sleeve, the top point of the diamond being six inches from the bottom of the cuff.

6.82 - BADGES, "CANADA"

Badges, CANADA, consist of the word "CANADA" embroidered in gold silk thread on a blue cloth background, the letters being 5/16 inch high curved to the contour of the shoulder. The badges shall be worn on both sleeves of jackets and overcoat with the top edge of the letters not less than 1/2 inch and not more than one inch below the shoulder seam.

(Articles 6.83 to 6.99 inclusive: not allocated.)



CHAPTER 7

NAVAL UNIFORM - MEN

Section 1 - Dresses and Occasions on Which They Are To Be Worn7.01 - DRESSES AND OCCASIONS

The dresses authorized for men and the occasions on which these are to be worn are prescribed in the table to this article. Numbers have been assigned to the various dresses for convenience when referring to them.

Article 7.01 (Table)

Dress No.	PARTICULARS		Occasion
	Class I	Class II	
1	Blue jacket, blue trousers, cap, plain white shirt, turn-down collar, black tie, black shoes or boots, gold badges, decorations and medals.	Blue jumper, blue trousers, cap, vest, or jersey, blue jean collar, scarf, lanyard, black shoes or boots, gold badges, decorations and medals.	(a) Inspections. (b) Ceremonial occasions. (Note.- Wing collar and black bow tie may be worn by men in class I uniform on an optional basis at evening functions, with or without medals, at the discretion of the senior officer.)
2	As for Dress No. 1 but with red or gold badges and ribbons of decorations and medals.	As for Dress No. 1 but with red or gold badges and ribbons of decorations and medals.	(a) Sundays and holidays onboard. (b) On leave when uniform is worn. (c) Duty-boats crews when ordered. (d) On duty on shore. (e) For other duties when No. 3 Dress is not appropriate.

Article 7.01 (Table) (Continued)

Dress No.	PARTICULARS		Occasion
	Class I	Class II	
3	As for Dress No. 1 but with red badges and ribbons of decorations and medals optional.	As for Dress No. 1 without lanyard but with red badges and ribbons of decorations and medals optional.	<p>On working days for all ordinary duties.</p> <p>(Notes.- 1. A beret and gymnasium shoes or flight deck shoes may be worn with working dress by men engaged in operation of aircraft.</p> <p>2. Men of the cookery branch shall wear white trousers, utility singlets, cook's aprons and cook's caps, when working in the galley.</p> <p>3. Men of the steward branch shall wear blue trousers and a steward's white tunic in officers messes.</p> <p>4. Men of the medical branch shall wear white trousers, with tropical shirts (for Class I) or vests (for Class II) in hospitals or sick bays.</p> <p>5. Men of the physical and recreational training branch shall wear blue trousers, gymnastic singlet and sweater as appropriate, when employed on instructional duties.)</p>

Article 7.01 (Table) (Continued)

Dress No.	PARTICULARS		Occasion
	Class I	Class II	
4	Respectable blue uniform, cap, plain white shirt, turn-down collar, black tie, black shoes or boots, red badges, medal ribbons (optional). (Note.- A utility singlet with white scarf may be worn.)	Respectable blue uniform, cap, vest, or jersey, black shoes or boots, red badges, medal ribbons, (optional). (Note.- A utility singlet may be worn.)	For night clothing on board.
5	Jacket, working, trousers, working, shirt, working, cap, black shoes or boots, red badges. (Note.- Badges shall not be worn on shirt working by CPO'S.)	Jacket, working, trousers, working, shirt, working, cap, black shoes or boots, red badges.	On working days when other clothing might be spoiled. (Notes.- 1. This dress may be worn without jacket, at the discretion of the Captain. 2. Blue badges shall be worn with old style blue denim dress.)

Article 7.01 (Table) (Continued)

IN HOT CLIMATES

Dress No.	PARTICULARS		Occasion
	Class I	Class II	
11	White tunic, white trousers, cap, white shoes, blue badges, decorations and medals.	White jumper, white trousers, cap, vest, scarf, lanyard, black shoes or boots, blue badges, decorations and medals.	(a) Inspections. (b) Ceremonial occasions.
13	As for Dress No. 11 but with ribbons of decorations and medals. (Black shoes or boots on shore in bad weather.)	As for Dress No. 11 but with ribbons of decorations and medals.	(a) Sundays and holiday onboard. (b) On leave when uniform is worn. (c) Duty boats crews, when ordered. (d) Duty on shore. (e) For other duties when No. 24 Dress is not appropriate. (Note.- No. 23 Dress may be substituted at the discretion of the senior officer.)
19	White tropical shirt worn with neck open, collar badges, plain blue trousers, cap, black cummerbund, black shoes.	At the discretion of the senior officer.	Optional dress for informal evening wear onboard.

Article 7.01 (Table) (Continued)

IN HOT CLIMATES

Dress No.	PARTICULARS		Occasion
	Class I	Class II	
23	Khaki jacket, khaki trousers, khaki belt, cap, khaki shirt, collar badges, black tie, black shoes or boots, red badges, ribbons of decorations and medals.	No. 13 or No. 2 (without jumper, at the discretion of the senior officer)	Ordinary occasions, when appropriate in hot climates and in the summer in Canada in lieu of No. 2 or 3 Dress.
24	Khaki trousers, khaki belt, cap, khaki shirt, collar badges, black tie, black shoes or boots, or Dress No. 5 when nature of duties being performed are of such a nature as to soil Dress No. 24. (Notes.- 1. Khaki washable trousers may be worn. 2. The black tie may be omitted and sleeves rolled up at the discretion of the senior officer.)	No. 5 or No. 3 without jumper	In lieu of No. 23 Dress at the discretion of the senior officer.

Article 7.01 (Table) (Continued)

IN HOT CLIMATES

Dress No.	PARTICULARS		Occasion
	Class I	Class II	
25	Shirt working, blue shorts, blue belt, cap, sandals blue badges. (Note.- Badges shall not be worn on working shirt by CPO's.)	Shirt working, blue shorts, blue belt, cap, sandals, blue badges.	On board on non-ceremonial occasions at the discretion of the senior officer.

(Articles 7.02 to 7.19 inclusive: not allocated.)

Section 2 - Instructions Pertaining to the Wearing of Miscellaneous
Articles of Dress - Men

7.20 - WHITE WEBBING EQUIPMENT

White webbing equipment shall be worn by guards of honour. The use of white webbing on other occasions, e.g., by patrols and sentries, shall be at the discretion of the senior officer.

7.21 - CAP RIBBON

A cap ribbon shall be worn by men in Class II uniform. The ribbon shall be worn with the name straight in front, and tied in a bow over the left ear in such a manner that the centre of the lettering on the ribbon is over the nose. The ends of the bow shall be of equal length, not exceeding two inches.

7.22 - BLACK SILK SCARF

The scarf shall be folded to a width of two inches by folding two inches from each side, then two more inches from each side to the centre, then at the centre. The ends of the scarf shall be stitched together in such a position as to form a loop of

suitable size for the wearer. The scarf shall be passed under the collar at the back and shall be secured to the jumper in front by the tapes, which shall be tied in a bow over the scarf in such a manner as to leave a bight of the scarf of from one inch to two inches in length. The ends of the bow in the tapes shall be of equal length and from one and one-half inches to two inches long. The pendant ends of the tapes shall be of equal length - from five to seven inches long.

7.23 - BLUE MUFFLER

A muffler, may be worn on duty in the night watches during cold weather and in the day time or on leave as ordered.

7.24 - WHITE SCARF

A white scarf may be worn with overcoats, and raincoats. A white scarf may also be worn with night clothing by chief petty officers and petty officers 1st Class, not required for duty, subject to local orders.

7.25 - KNIFE

A knife shall be worn, by men of the Seamen Branch in Class II uniform, on a lanyard around the waist when in working dress or tropical rig ordered as working dress.

7.26 - NECK LANYARD

A neck lanyard shall be worn with Dresses Nos. 1, 2, 11 and 12 by men wearing Class II uniform, except when drilling under arms on other than ceremonial occasions. On the interest of safety, the wearing of lanyard may be dispensed with at the discretion of the Captain. The lanyard shall be worn resting along the silk so that the running Turk's head rests at the point just above the 'V' of the silk; the standing eye of the lanyard shall be passed between the silk scarf and the jumper on the right side and then tucked into the jumper (after passing between the silk scarf and jumper) on the left side.

7.27 - GLOVES LINED

Gloves lined or black mitts may be worn as appropriate.

7.28 - SLIPPERS

Slippers may be worn with night clothing and at such times as may be authorized.

7.29 - RAINCOAT

A raincoat may be worn by men wearing Class I and Class II uniform when ordered and on leave during cool or wet weather.

(Articles 7.30 to 7.99 inclusive; not allocated.)

CHAPTER 8

ISSUE OF UNIFORM CLOTHING - MEN

Section 1 - Men of the Regular Force8.01 - REGULATION KIT

(1) The regulation kit for men of the Regular Force shall consist of basic issues, special issues, exchange issues and loan issues, as prescribed in articles, 8.03, 8.04, 8.05 and 8.06 of this manual.

(2) With the exception of cap ribbons, made to measure clothing and special size footwear, when an article of gratuitous issue is not available, a cash allowance equivalent to the issuing price of the article not issued shall be paid in lieu.

(3) Provided stowage facilities are adequate a man may provide himself with other articles of a personal nature, which are considered necessary for his welfare in addition to the regulation kit.

(4) Subject to the approval of the senior officer in command, men dressed in Class II uniform may wear a raincoat. However, in case of loss of or damage to the raincoat from service causes, compensation shall not be awarded. (See article 1.05 of this manual.)

8.02 - ENTITLEMENT(1) On Entry

(a) On entry in the Regular Force, a man shall be issued gratuitously, articles of regulation kit appropriate to his rank as prescribed in articles 8.03, 8.04 and 8.05 of this manual.

(b) When a man is entered in the Regular Force as petty officer second class or below and by reason of his civilian trade or professional ability it is intended to promote him immediately to the rank of petty officer first class or above, he shall be issued gratuitously, on entry, regulation kit prescribed for a man dressed in Class I uniform.

(2) On Promotion - When a man is promoted in rank, he shall be issued gratuitously, those articles of kit required to bring his regulation kit up to the standard prescribed in (b) of article 8.03 and (a) of article 8.04 for his new rank.

(3) On Reversion

(a) Subject to (b) of this paragraph, when a man is reduced in rank or reverted or re-advanced and a change of uniform is required, he shall purchase any article of kit necessary to complete his regulation kit for his new rank.

(b) A man reduced in rank or reverted to a rank for which he has not previously been issued with items of regulation kit, shall be issued gratuitously, those articles of kit necessary to complete his regulation kit for his new rank.

(4) On Re-entry

(a) Except as prescribed in (b) of this paragraph, a man shall not be issued gratuitously with articles of kit on re-entry in the Regular Force.

(b) A man shall be issued gratuitously with articles of kit for the rank in which he re-enters, when

- (i) he re-enters from pension; or
- (ii) the period of his absence from the Regular Force is three months or more; or
- (iii) he re-enters in a rank not previously held, necessitating a change in class of uniform.

(5) On Transfer from the Reserves - On arrival at a new entry training establishment, a man who has been transferred to the Regular Force from the Reserves on divisional strength shall be issued with the articles of clothing prescribed for a man of the Regular Force under articles 8.03, 8.04 and 8.05 of this manual. (See paragraph (5) of article 8.23 of this manual.)

8.03 - BASIC ISSUES

(1) Basic issues shall consist of the following articles of kit for which replacement is provided in the kit upkeep allowance:

(a) All men

1 Bag, soap	1 Pr. Rubbers
1 Belt, waist, blue	1 Pr. Sandals
1 Belt, waist, white	1 Scarf, blue
2 Pr. Boots, leather, ankle	1 Pr. Shoes, gymnasium
1 Brush, shoe, black fibre bristle	1 Pr. Shoes, leather, black
1 Brush, shoe, black horsehair bristle	2 Pr. Shorts, gymnastic
1 Brush, clothes	2 Pr. Shorts, tropical, blue
1 Pr. Gloves, leather, lined	4 Pr. Socks, black
6 Handkerchiefs	2 Pr. Stockings, black
1 Holdall	2 Sweatshirts
1 Housewife	2 Tee-shirts, utility
1 Overcoat, man's	2 Towels, bath
1 Pr. Overshoes	2 Towels, hand
2 Pr. Pyjamas	2 Underwear, shirts
	4 Pr. Underwear, shorts

(b) Men dressed in Class I uniform (chief petty officers and petty officers first class)

1	Belt, khaki	5	Shirts, white
1	Pr. Braces	1	Pr. Shoes, canvas, white
2	Caps, peak	2	Pr. Socks, white
12	Collars, linen, fold	1	Sweater, cardigan
3	Covers, cap, white	2	Ties, black
2	Jackets, khaki	2	Pr. Trousers, drill, Class I
2	Jackets, serge, Class I	2	Pr. Trousers, khaki
2	Pullovers, sleeveless	2	Pr. Trousers, serge, Class I
1	Raincoat	2	Tunics, drill, Class I
3	Shirts, khaki		

(c) Men dressed in Class II uniform (petty officers second class and below)

2	Caps, seaman's	2	Ribbons, cap
1	Coat, oilskin, long	2	Scarves, uniform
3	Collars, blue jean	2	Pr. Stockings, seaboot
2	Jerseys	3	Pr. Trousers, worsted serge, slide fastener
3	Jumpers, worsted serge, slide fastener	2	Pr. Trousers, drill, slide fastener
2	Jumpers, drill, slide fastener	2	Vests, cotton
1	Knife, pocket, seaman's	2	Vests, flannel
2	Lanyards, knife, seaman's		

(2) Items of kit listed in (a) of this paragraph shall be withheld from New Entries in CORNWALLIS until the 12th week of training has been reached. During the summer period of New Entry Training, items listed in (b) and during the winter period, items listed in (c) shall be withheld until the completion of New Entry Training:

(a) Continuously

Belts, waist, white,
Jumpers, drill, slide fastener,
Shorts, tropical, blue,
Stockings, black,
Trousers, drill, slide fastener.

(b) Seasonal (Summer)

Gloves, leather, lined,
Jerseys,
Overcoat,
Overshoes,
Scarf, blue,
Stocking, seaboot.

(c) Seasonal (Winter)

Vests, cotton.

8.04 - SPECIAL ISSUES

Special issues shall consist of the following articles of kit issued on a one-time basis on the occasions specified:

(a) All men

- (i) Badges (see article 8.80) - a man shall be issued gratuitously with appropriate badges when he is granted a branch badge or promoted to a higher rank or awarded a miscellaneous badge.
- (ii) Buttons - on promotion to the rank of petty officer first class a man shall be issued gratuitously five 7/8 inch gilt buttons for an overcoat.
- (iii) Cap ribbons - when a man joins a ship or fleet establishment and a change in the name of the cap ribbon is necessary, he shall be issued, gratuitously, two cap ribbons of the new ship or establishment.
- (iv) Manuals - a man shall be issued gratuitously with instructional manuals required for his duties as prescribed in General Orders.

(b) Physical and recreational trainers and instructors

- (i) On qualifying as a physical and recreational trainer second class, a man shall be issued:

- 2 Belts, PRTI
- 6 Singlets, PRTI
- 2 Sweaters, PRTI
- 2 Pr. Trousers, serge, Class I.

- (ii) Annually, when performing the duties of a physical and recreational trainer first or second class, or a physical and recreational training instructor, a man shall be issued:

- 3 Singlets, PRTI
- 1 Sweater, PRTI
- 1 Pr. Trousers, serge, Class I.

(c) Men drafted for duty with the Canadian Joint Staff Washington, DC - A man dressed in Class II uniform who is drafted for duty, other than temporarily, with the Canadian Joint Staff, Washington, DC shall be issued with four additional white uniforms.

(d) Men of the band branch

- (i) Men dressed in Class I uniform shall be issued:

- 1 Jacket, serge, Class I
- 1 Pr. Trousers, worsted serge, Class I

- (ii) Men dressed in Class II uniform shall be issued:

- 1 Jumper, worsted serge, slide fastener
- 1 Pr. Trousers, worsted serge, slide fastener

(e) Men of the aviation branch - A man, on transfer to the aviation branch, shall be issued with one pair of shoes, flight deck. Regulation kit shall then consist of one pair of boots, leather, ankle, and one pair of shoes, flight deck in lieu of two pairs of boots, leather ankle. (See article 8.03 of this manual.)

8.05 - EXCHANGE ISSUES

Exchange issues shall consist of the following articles of kit for which gratuitous replacement is provided on an exchange basis. Exchange shall be made only when items are worn out through fair wear and tear and normally only when they have been in use for the periods indicated.

(a) All men

- 1 Kit bag - after 5 years' service
- 1 Utility bag - after 5 years' service; and
- 1 Jacket working - after 18 months' service
- 2 Shirts working - after 6 months' service
- 2 pr. Trousers, working - after 6 months' service

(b) Men of the cookery branch

- 6 Aprons, cook's - after 12 months' service
- 3 Caps, cook's - after 9 months' service
- 6 Tee-shirts, utility - after 6 months' service
- *3 pr. Trousers, drill - after 18 months' service

(c) Men of the medical branch

- *3 Shirts, tropical, white, or vests, cotton - after 15 months' service
- *3 pr. Trousers, drill - after 18 months' service

(d) Men of the steward branch

- *1 pr. Trousers, serge - after 12 months' service
- 4 Tunics, steward's - after 18 months' service

(e) Engineering mechanics, engineering artificers, shipwrights, plumbers, electricians' mates, motor mechanics, armourers, air fitters and air riggers:

- 1 Shirt working - after 6 months' service
- 1 pr. Trousers, working - after 6 months' service

(f) Men of the aviation branch

- 1 Beret - after 24 months' service

8.06 - LOAN ISSUES

A man shall be issued with the articles of loan clothing required for his duties as prescribed in Chapter 15 of this manual.

*Appropriate to the class of uniform worn.

8.07 - RETENTION OF KIT ON RELEASE

(1) A man who is released from the Regular Force shall return all items of clothing which were issued to him on temporary or permanent loan.

(2) When honourably released, a man of the Regular Force who has completed a minimum of six months' service, may retain those articles which were issued to him as regulation kit.

(3) When released with less than six months' service or under QRCN Article 15.01 (Table), item 1 (misconduct), or item 2 (inefficiency), a man of the Regular Force may retain the following articles of regulation kit only:

- 1 Bag, soap
- 1 pr. Boots, leather, ankle or shoes, leather, black
- 1 Brush, shoe, black fibre bristle
- 1 Brush, shoe, black horsehair, bristle
- 1 Brush, clothes
- 6 Handkerchiefs
- 1 Hoidall
- 1 Housewife
- 2 pr. Pyjamas, broadcloth
- (1 Shirt, white, and
- (1 Collar, linen fold
- or
- (1 Vest, cotton, and
- (1 Vest, flannel
- 2 pr. Shorts, gymnastic
- 2 pr. Stockings, black
- 4 pr. Socks, black
- 2 Underwear, combinations
- 2 Sweatshirts
- 2 Tee-shirts, utility
- 2 Underwear, shirts
- 4 pr. Underwear, shorts

(Articles 8.08 to 8.19 inclusive: not allocated)

Section 2 - Men of the Reserve**8.20 - CONDITIONS OF ISSUE**

(1) Subject to paragraph (2) of this article, on entry in the Reserve a man shall be issued, on loan, articles of regulation kit prescribed in articles 8.21 and 8.22 of this manual.

(2) When a man is entered in the Reserve in a rank for which a trade test is required, he shall not be issued with kit until he has successfully completed the test.

(3) When a man is promoted to a rank necessitating a change in class of uniform, he shall be issued on loan with articles of kit prescribed in 8.21 paragraph (2) and return those articles which were issued on entry as prescribed in article 8.21 paragraph (3).

(4) A man may, at the discretion of the Commanding Officer, exchange articles of kit, worn out through fair wear and tear or misfitting, at any time.

(5) Jumpers, serge, pullover and trousers, serge, fall front shall be issued in lieu of jumpers and trousers, serge, slide fastener until division and depot stocks are exhausted.

8.21 - BASIC ISSUES

(1) All men

1 Belt, waist, blue	1 Pr. Shorts, gymnastic
1 Pr. Boots, leather, ankle	2 Pr. Socks, black
1 Pr. Gloves, leather, lined	1 Sweatshirt
1 Kit bag - large	1 Jacket, working
1 Overcoat, man's	*1 Shirt, working
1 Pr. Rubbers	*1 Pr. Trousers, working
1 Pr. Shoes, gymnasium	

(2) Men dressed in Class I uniforms only (chief petty officers and petty officers first class)

1 Belt, khaki	2 Shirts, white
1 Pr. Braces	2 Shirts, khaki
1 Cap, peak	1 Tie, black
4 Collars, linen, fold	1 Pr. Trousers, drill, Class I
3 Covers, cap, white	1 Pr. Trousers, serge, Class I
1 Jacket, serge, Class I	1 Pr. Trousers, khaki
1 Jacket, khaki	1 Tunic, drill, Class I
1 Raincoat	

(3) Men dressed in Class II uniforms only (petty officers second class and below)

1 Cap, seaman's	2 Lanyards knife, seaman's
1 Coat, oilskin, long	2 Scarves, uniform
2 Collars, blue jean	1 Pr. Trousers, serge, slide fastener
1 Jersey	2 Vests, cotton
1 Jumper serge, slide fastener	1 Vest, flannel
1 Knife, pocket, seaman's	

* Men reporting for annual training may be issued an additional shirt and pair of trousers, working.

8.22 - SPECIAL ISSUES

(1) All men

(a) Cap ribbons - one cap ribbon shall be issued to a man in Class II uniform. Except when serving in a ship cruising in foreign waters, when he shall wear

the cap ribbon of the ship in which he is serving, a man of the Reserve shall wear the cap ribbon of the naval division to which he belongs.

(b) Badges (as prescribed under article 8.80) - a man shall be issued with appropriate badges when he is granted a branch badge, promoted to a higher rank, or awarded a miscellaneous badge.

(c) Manuals - a man shall be issued with instructional manuals required for his duties as prescribed in General Orders.

(2) Men of the cookery branch

3	Aprons, cook's	3	Tee-shirts, utility
3	Caps, cook's	*3	Pr. Trousers, drill

(3) Men of the medical branch

*3 Shirts, tropical, white, or vests, cotton
*3 Pr. Trousers, drill

(4) Men of the steward's branch

4 Tunics, steward's

(5) Men proceeding on sea training

1 Pr. Boots, leather, ankle
1 Jumper, serge
1 Pr. Trousers, serge

(Note.- To be issued to men dressed in Class II uniforms only, Issue shall be made at the division prior to proceeding on Naval Training for sea training. Jumpers and trousers shall be withdrawn by the division on completion on NT.)

(6) Men drafted to a ship proceeding to an area where tropical kit is required:

(a) 1 Pr. Sandals
2 Pr. Shorts, tropical, blue
2 Pr. Stockings, black

(b) if dressed in Class I Uniform

1 white uniform

(c) if dressed in Class II Uniform

2 white uniforms on a loan basis only.

(Note.- This loan issue shall be made at RCN barracks and shall be withdrawn prior to return of the man to the division.)

(7) Men of the band branch

(a) Men dressed in Class I uniform

- 1 Jacket serge, Class I
- 1 Pr. Trousers, serge, Class I

* Appropriate to the class of uniform worn.

(b) Men dressed in Class II uniform

- 1 Jumper, serge, slide fastener
- 1 Pr. Trousers, serge, slide fastener

(8) Physical and recreational trainers and instructors - A man, qualifying in the non-substantive rate of physical and recreational trainer second class, shall be issued, on loan:

- 1 Pr. Trousers, serge, Class I
- 2 Singlets, gymnastic
- 1 Sweater, PTI

These articles may be retained by a man while serving as a physical and recreational trainer, first or second class, or as a physical and recreational training instructor.

(9) When Dress No. 11 is authorized men dressed in Class I uniform shall be issued

- 1 Pr. Shoes, canvas, leather soles

8.23 - RETENTION OF KIT ON RELEASE

(1) On release, a man of the Reserve on divisional strength shall return all items of clothing which were issued to him on temporary or permanent loan.

(2) When honourably released, a man of the Reserve on divisional strength who has:

- (a) completed two years' service in the Reserve;
- (b) attended 75 per cent of the divisional drills; and
- (c) completed one period of summer training during the two-year period; may retain the following articles of regulation kit only;

- 1 Badge, cap, or ribbon, cap
- 1 Pr. Boots, leather, ankle
- 1 Pr. Gloves, leather, lined
- 1 Tie, black
- (2) Shirts, white, and
- (2) Collars, linen, fold
- or
- 2 Shirts, khaki
- or
- (1) Vest, cotton and
- (1) Vest, flannel

- 1 Pr. Shorts, gymnastic
- 2 Singlets, gymnastic
- 2 Pr. Socks, black
- 2 Pr. Stockings, black
- 1 Sweatshirt
- 3 Tee-shirts, utility

(3) A man of the Reserve who is released prior to having complied with the provisions of (2) of this article but who has earned a minimum of 20 days' pay of rank may purchase 1 pair boots, leather, ankle which were issued to him as regulation kit, at fifty per cent of the authorized repayment value.

(4) A man who is released prior to having complied with the provisions of (2) and (3) of this article, or under QRCN article 15.01 (Table) item 1 (misconduct) or item 2 (inefficiency) shall return all articles which were issued to him as regulation kit with the exception of socks, stockings, sweatshirts, shorts gymnastic and tee-shirts utility.

(5) When transferred from the Reserve on divisional strength to the Regular Force, a man shall return the articles of uniform clothing issued to him while serving in the Reserve. These articles shall be returned at the division or establishment in which the man is serving when the transfer is effected. (See paragraph (5) of article 8.02.)

(Article 8.24: not allocated.)

8.25 - MEN ON THE EMERGENCY LIST

(1) A man on the Active List transferred to the Emergency List shall be allowed to keep those articles of uniform clothing issued to him while serving on the Active List provided he has:

- (a) completed two years' service in the Reserve;
- (b) attended 75 per cent of the divisional drills; and
- (c) completed one period of Naval Training during the two-year period.

These articles shall be maintained in a serviceable condition for occasions when uniform is required to be worn.

(2) If he has not complied with the provisions of (1) of this article, a man on the Active List transferred to the Emergency List shall return all articles of uniform clothing issued to him while serving on the Active List with the exception of socks, stockings, sweatshirts, shorts gymnastic and tee-shirts, utility.

(3) A man entered directly to the Emergency List shall not be issued with articles of kit at government expense. When he is required to wear uniform, the necessary articles may be issued on loan provided they are available in the clothing stores of the naval division concerned. Articles issued on loan shall be withdrawn on termination of the occasion for which they were issued. Under no circumstances shall any article of uniform clothing be demanded, manufactured or altered at government expense for issue on loan in accordance with this paragraph.

(4) When a man on the Active List is transferred to the Emergency List, the Commanding Officer Naval Divisions shall be informed:

(a) of the articles of uniform clothing retained by the man in accordance with (1) of this article; or

(b) that all articles of uniform clothing issued to the man have been returned.

(5) A man on the Emergency List may exchange articles of uniform clothing in his possession only when:

(a) performing Naval Training or Special Duty; or

(b) instructed to attend a special drill by the Commanding Officer of the naval division concerned.

(6) On transfer from the Emergency List to the Active List, a man who previously served on the Active List shall be issued articles of uniform clothing only on confirmation from the Commanding Officer Naval Divisions that the required articles were not retained in accordance with (1) of this article.

8.26 - REGULATION KIT - MEN ON CONTINUOUS NAVAL DUTY

(1) The regulation kit for men of the Reserve performing Continuous Naval Duty shall be the same as the regulation kit for men of the Regular Force.

(2) A man of the Reserve on being drafted for a period of Continuous Naval Duty shall be issued gratuitously with the difference between the regulation kit for a man of his rank of the Regular Force, prescribed under article 8.01 and those articles issued under articles 8.21 and 8.22.

(3) On completion of a period of Continuous Naval Duty, a man who is continuing to serve in the Reserve on the Active List may retain the articles of kit issued in accordance with (2) of this article.

(4) Except as detailed in (5) of this article, a man who retains articles of kit in accordance with (3) of this article and who is drafted for a further period of Continuous Naval Duty shall not again be issued gratuitously with the difference between the regulation kits prescribed in (2) of this article.

(5) A man of the Reserve who is redrafted for a period of Continuous Naval Duty in a rank not previously held while on Continuous Naval Duty, necessitating a change in class of uniform, shall be issued gratuitously with the articles of kit necessary to complete his regulation kit for his new rank in accordance with article 8.03 of this manual.

8.27 - RETENTION OF KIT ON RELEASE - MEN OF THE RESERVE ON
CONTINUOUS NAVAL DUTY

(1) On release, a man of the Reserve on Continuous Naval Duty shall return all items of clothing which were issued to him on temporary or permanent loan.

(2) When honourably released, a man of the Reserve on Continuous Naval Duty may retain those articles of kit issued to him as regulation kit provided that he has completed a minimum of six months service on Continuous Naval Duty.

(3) When released with less than six months service on Continuous Naval Duty, or under QRCN article 15.01 (Table), item 1 (misconduct) or item 2 (inefficiency) a man of the Reserve on Continuous Naval Duty may retain articles of kit as prescribed in paragraph (3) of article 8.07.

(Articles 8.28 to 8.39 inclusive: not allocated.)

Section 3 - Personnel of Other Nations Serving on Loan to the
Royal Canadian Navy

8.40 - WEARING OF UNIFORM

(1) Subject to (2) and (3) of this article personnel of other nations serving on loan to the Royal Canadian Navy shall wear the uniform of the country to which they belong.

(2) Protective loan clothing may be issued under the same conditions as for personnel of the Royal Canadian Navy.

(3) Overcoats are optional kit for men of the Royal Navy, and may be issued on loan to them during the winter months.

(Articles 8.41 to 8.49 inclusive: not allocated)

Section 4 - Men of the Active Service Force

8.50 - CONDITIONS OF ISSUE

On entry into the Active Service Force, a man shall be issued gratuitously with articles of kit appropriate to his rank as prescribed in articles 8.51 and 8.52 of this manual.

8.51 - BASIC ISSUES

(1) All men

1	Belt, waist, blue	1 pr.	Rubbers
2 pr.	Boots, leather, ankle	1 pr.	Sandals
1	Brush, shoe, black horse-hair bristle	1	Scarf, blue
1	Brush, clothes	2	Shirts, working
1	Cap, winter	1 pr.	Shoes, gymnasium
1 pr.	Gloves, leather, lined	1 pr.	Shorts, gymnastic
6	Handkerchiefs	2 pr.	Shorts, tropical, blue
1	Holdall	4 pr.	Socks, black
1	Housewife	1	Sweatshirt
1	Jacket, working	3	Towels, bath
1	Kit bag, large	2 pr.	Trousers, working
1 pr.	Mitts, leather, wool insert	4	Underwear, shirts
1	Overcoat, man's	4 pr.	Underwear, shorts
		1	Utility bag

(2) Men dressed in Class I uniform (chief petty officers and petty officers first class)

1	Belt, khaki	2	Jackets, khaki
1 pr.	Braces	1	Raincoat
2	Caps, peak	4	Shirts, khaki
6	Collars, linen, fold	4	Shirts, white
2	Covers, cap, white	2	Ties, black
2	Jackets, battledress	2 pr.	Trousers, battledress
		2 pr.	Trousers, khaki

(3) Men dressed in Class II uniform (petty officers second class and below)

1	Cap, seaman's	2	Lanyards, knife, seaman's
2	Collars, blue jean	2	Ribbons, cap
1	Coat, oilskin, long	2	Scarves, uniform
2	Jerseys	2 pr.	Stockings, seaboot
2	Jumpers worsted, serge, slide fasteners	2 pr.	Trousers, drill, slide fasteners
2	Jumpers, drill, slide fastener	2 pr.	Trousers, worsted serge, slide fastener
1	Knife, pocket, seaman's	2	Vests, cotton
		2	Vests, flannel

8.52 - SPECIAL ISSUES

(1) All men

(a) Cap Ribbons - When a man joins a ship or fleet establishment and a change in the name of the cap ribbon is necessary, he shall be issued gratuitously with two cap ribbons of the new ship or establishment.

(b) Badges (See article 8.80)

(i) A man shall be issued gratuitously with appropriate badges when he is granted a branch badge or promoted to a higher rank or awarded a miscellaneous badge.

(ii) The quantity of badges to be issued to a man shall be governed by the number of garments included in the regulation kit, on which badges are to be worn.

(c) Manuals - A man shall be issued gratuitously with instructional manuals required for his duties as prescribed in General Orders.

(2) Men of the cookery branch only

6 Aprons, cook's
3 Caps, cook's
6 Tee shirts, utility
*3 pr. Trousers, drill

(3) Men of the medical branch only

*3 Shirts, tropical, white, or vests, cotton
*3 pr. Trousers, drill

(4) Men of the steward branch only

*1 pr. Trousers, serge
4 Tunics, steward's

(5) Engineering mechanics, engineering artificers, shipwrights, plumbers, electricians' mates, motor mechanics, armourers, air fitters and air riggers.

1 Shirt, working
1 pr. Trousers, working

(6) Men of the aviation branch

1 Beret
1 pr. Shoes, flight deck

*Appropriate to the class of uniform worn.

(PS No. 2/59)

(7) Physical and recreational trainers and instructors

(a) On qualifying as a physical and recreational trainer second class:

- 2 Belts, PRTI
- 6 Singlets, PRTI
- 2 Sweaters, PRTI
- 2 Pr. Trousers, serge, Class I

(b) Annually, when performing the duties of a physical and recreational trainer first or second class, or a physical and recreational training instructor:

- 3 Singlets, PRTI
- 1 Sweater, PRTI
- 1 Pr. Trousers, serge, Class I

(Articles 8.53 to 8.59 inclusive: not allocated)

Section 5 - Men Committed to Service Detention Barracks or Service Prisons8.60 - ITEMS OF KIT REQUIRED

A man committed to service detention barracks or service prisons shall take with him the following articles of regulation kit, in addition to toilet articles:

- | | |
|------------------------------|---|
| 1 Belt, waist, blue | 2 Towels, hand |
| (2 Pr. Boots, leather, ankle | 2 Pr. Trousers, working |
| (1 Pr. Shoes, leather, black | 1 Pr. Trousers, serge |
| 2 Brushes, shoe | (2 Underwear, shirts, and |
| 1 Brush, clothes | (2 Pr. Underwear, shorts |
| 1 Cap, seaman's | 1 Vest, cotton |
| 3 Handkerchiefs | 1 Vest, flannel |
| 1 Housewife | 1 Overcoat, man's) in cold |
| 1 Jersey, uniform | 1 Pr. Gloves, leather, lined) climates |
| 1 Jumper, serge | 1 Cap, winter) |
| 1 Kit bag | 2 Pr. Shorts, gymnastic |
| 1 Pr. Rubbers | 2 Sweatshirts |
| 2 Shirts, working | 2 Pr. Seaboot stockings |
| 1 Pr. Shoes, gymnasium | 1 Coat, oilskin, long |
| 4 Pr. Socks, black | 1 Pr. Overshoes |
| 2 Towels, bath | |

8.61 - LOAN ISSUES

The following items of equipment shall be issued on loan to men prior to admittance to a service detention barracks and returned on release:

- 1 Belt, waist
- 1 Field pack, canvas FT 061
- 1 Carrier, cartridge FT 004

- 1 Strap, shoulder, haversack (left)
- 1 Strap, shoulder, haversack (right)
- 1 Strap, web supporting
- 1 Helmet, steel
- 1 Pr. Leggings or anklets

(Articles 8.62 to 8.69 inclusive: not allocated)

Section 6 - Marking of Clothing

8.70 - METHODS OF MARKING

The clothes of a man shall be marked with his name and official number in three-eighth-inch block letters by means of:

- (a) stencilling in paint or marking ink;
- (b) metal stamps;
- (c) sewing in with worsted; or
- (d) embroidery on white tape for stitching to the garments.

8.71 - MARKING PROCEDURE

The garments listed below shall be marked as follows:

- (a) Shirts, working and jackets, working - outside across the back at the shoulder and over the left side pocket;
- (b) Jackets, blue and khaki - on the inside pocket;
- (c) Collars, blue jean - horizontally on the underside close to the neck;
- (d) Overcoats, oilskin coats and waterproof coats - inside on the right-hand side in a vertical position, with the first initial in line with the second button-hole;
- (e) Trousers - on the inside of the waistband at the back;
- (f) Jumpers - on the back close up to the collar seam;
- (g) Vests, uniform - on the tail;
- (h) Caps - with metal stamp on the band inside;
- (i) Cap covers - on the band inside;
- (j) Towels - at both ends horizontally;

- (k) Scarves - diagonally across the corner;
- (l) Boots and shoes - with metal stamp inside the upper;
- (m) Jerseys - on the inside of the bottom hem.

8.72 - DECLARED CLOTHING

(1) Articles which have been acquired by one man from another with the divisional officer's permission shall be marked, at the time of transfer with the letters "DC" (declared clothing) by means of a stamp.

(2) Declared clothing stamp shall be held in the custody of the Supply Officer at all times.

(Articles 8.73 to 8.79 inclusive: not allocated)


Section 7 - Badges

8.80 - MEN OF THE REGULAR FORCE AND THE RESERVE

(1) The badges authorized for issue to men of the Regular Force and the Reserve shall be as prescribed in the table to this article.

(2) When the new style drill working dress is issued in lieu of the old style blue denim dress the appropriate red badges shall be issued in lieu of blue badges.

(3) Men of the Reserve issued white uniforms as prescribed in article 8.22 subparagraphs (1) (b) and (c) shall be issued the appropriate blue badges of rank and trade, good conduct badges and CANADA badges in addition to the scale prescribed in this article.



ARTICLE 8.80 - TABLE

Item	To Whom Issued	Scale of Issue						AB and Below
		Denom.	C1	C2	P1	P2	LS	
(1) Rank badges								
Cap (embroidered)	Regular Force	No	2	2	2			
	Reserve	No	2	2	2			
Collar	Regular Force	No	2	2	2			
	Reserve	No	2	2	2			
Crowns								
Sew-on type	Regular Force	No	10					
	Reserve	No	6					
Detachable type	Regular Force	No	2					
	Reserve	No	2					
Gilt buttons (sleeve)	Regular Force	No	30	30				
	Reserve	No	18	18				
Additional issue (When proceeding on summer sea training or to the tropics)								
Crowns, detachable type	Reserve	No	2					
Gilt buttons (sleeve)	Reserve	No	6	6				
Marks of rank (sleeve)	Regular Force	No			1	1	1	
Gold	Reserve	No			1	1	1	
Red	Regular Force	No			4	3	3	
	Reserve	No			2	2	2	
Blue	Regular Force	No			5	5	5	
	Reserve	No			2	1	1	

ARTICLE 8.80 - TABLE (Continued)

Item	To Whom Issued	Scale of Issue					
		Denom.	C1	C2	P1	P2	LS
Additional issues (a) Engineering mechanics engineering artificers, ship- wrights, plumbers, elec- trician's mates, armourers, air fitters and air riggers.							
Blue	Regular Force	No			1	1	1
(b) Men dressed in Class II uniform drafted for duty in Washington, DC							
Blue	Regular Force	No				4	4
(2) Branch badges							
Gold	Regular Force	No	2	2	1	1	1
	Reserve	No	2	2	1	1	1
Red	Regular Force	No	6	6	3	2	2
	Reserve	No	1	1	1		
Blue	Regular Force	No	3	3	3	5	5
	Reserve	No	-	-	1	1	1
Additional issues							
(a) Men dressed in Class II uniform drafted for duty in Washington, DC							
Blue	Regular Force	No				4	4
(b) Engineering mechanics, engineering artificers, ship- wrights, plumbers, elec- trician's mates, armourers air fitters and air riggers,							
Blue	Regular Force	No			1	1	1
(c) (i) Physical and recrea- tional trainers 2nd class, on qualifying							
Blue	Regular Force	No	6	6	6	6	6
	Reserve	No	2	2	2	2	2

ARTICLE 8.80 - TABLE (Continued)

Item	To Whom Issued	Scale of Issue					
		Denom.	C1	C2	P1	P2	LS AB and Below
(ii) Annually thereafter, qualified physical and recreational trainers, 1st and 2nd class, and physical and recreational training instructors Blue	Regular Force	No	3	3	3	3	3
Crowns:							
(i) Gunnery, torpedo/- anti-submarine, quartermaster plot and radar, visual, radio and meteorologist's mate instructors	Regular Force	No	11	11	7		
(ii) Physical and recreational training instructors, on qualifying	Regular Force	No	17	17	13		
	Reserve	No	7	7	6		
(3) Miscellaneous badges							
(a) Canada							
Gold	Regular Force	No	2	2	2	2	2
	Reserve	No	2	2	2	2	2
Red	Regular Force	No	8	8	8	6	6
	Reserve	No	4	4	4	2	2
Blue	Regular Force	No	4	4	4	4	4
	Reserve	No	1	1	1	0	0
(b) Good Conduct							
(i) Gold							
Sets of one - chevron badges) Regular Force	Set			1	1	1
Sets of two - chevron badges) Reserve	Set			1	1	1
Sets of three - chevron badges)						
(ii) Red							
Sets of one - chevron badges) Regular Force	Set			3	2	2
Sets of two - chevron badges) Reserve	Set			1		
Sets of three - chevron badges)						

Article 8.80 - Table (Continued)

Item	To Whom Issued	Scale of Issue						
		Denom.	U	U	U	U	U	AB and Below
(iii) Blue								
Sets of one - chevron badges) Regular Force	Set			2	2	2	2
Sets of two - chevron badges) Reserve	Set			1			
Sets of three - chevron badges)							
(c) Bugler								
Gold	Regular Force	No	1	1	1	1	1	1
	Reserve	No	1	1	1	1	1	1
Red	Regular Force	No	3	3	3	2	2	2
	Reserve	No	1	1	1			
Blue	Regular Force	No	2	2	2	2	2	2
	Reserve	No	1	1	1			
(d) Diver								
Gold	Regular Force	No	1	1	1	1	1	1
	Reserve	No	1	1	1	1	1	1
Red	Regular Force	No	3	3	3	2	2	2
	Reserve	No	1	1	1			
Blue	Regular Force	No	2	2	2	2	2	2
	Reserve	No	1	1	1			
(e) Marksman								
Gold	Regular Force	No	1	1	1	1	1	1
	Reserve	No	1	1	1	1	1	1
Red	Regular Force	No	3	3	3	2	2	2
	Reserve	No	1	1	1			
Blue	Regular Force	No	2	2	2	2	2	2
	Reserve	No	1	1	1			
(f) Canadian parachute (army)								
	Regular Force	No	6	6	6	5	5	5
	Reserve	No	3	3	3	2	2	2

Article 8.80 - Table (Continued)

Item	To Whom Issued	Scale of Issue					
		Denom.	C1	C2	P1	P2	LS AB and Below
(g) Observer's Mate	Gold						
	Regular Force	No	1	1	1	1	1
	Reserve	No	1	1	1	1	1
	Red						
	Regular Force	No	3	3	3	2	2
	Reserve	No	1	1	1		
Blue	Regular Force	No	2	2	2	2	2
	Reserve	No	1	1	1	1	1
(h) Submarine	Gold						
	Regular Force	No	1	1	1	1	1
	Reserve	No	1	1	1	1	1
	Red						
	Regular Force	No	3	3	3	2	2
	Reserve	No	1	1	1		
Blue	Regular Force	No	2	2	2	2	2
	Reserve	No	1	1	1	1	1

(Articles 8.81 to 8.99 inclusive: not allocated.)



CHAPTER 9

DESCRIPTION OF NAVAL UNIFORMS (MEN)

Section 1 - Jackets, Tunics and Jumpers9.01 - JACKET, SERGE, CLASS I

Jacket, serge, Class I shall be of navy blue worsted serge of approved shade and weave. The jacket shall be double-breasted, with collar and lapels, double-jetted side pockets in line with the bottom buttons and a welted breast pocket on the left forepart. Each forepart shall be fitted with three, 7/8-inch gilt uniform buttons. The length of the jacket shall extend to in line with the bottom of the seat (buttocks). (For petty officers 1st Class, two gilt hollow back 9/16-inch buttons, spaced 1 1/2 inches apart shall be placed 3/4-inch in front of the elbow seam of each sleeve, the lower one shall be 1 1/2 inches above the bottom of the sleeve). (Specification CLO-7-2-36).

9.02 - TUNIC, DRILL, CLASS I

Tunic, drill, Class I shall be made of white cotton drill material. The tunic shall be single-breasted, with stand-up collar, set-in sleeves and four-piece back with side vents five inches in length. A flapless patch pocket shall be placed on each forepart. Four 7/8-inch gilt uniform buttons shall be used for front closure and two hooks and eyes for collar closure. (Specification CLO-8-1-9).

9.03 - JACKET, KHAKE

Jacket, khaki shall be of khaki material of approved shade and weave. The jacket shall be single-breasted, half-lined, with notch collar and lapels, three-piece sewn-on belt, set-in sleeves and 2-piece back with centre vent. Two patch pockets with flaps to button (9/16-inch buttons) shall be placed on each forepart. The right forepart shall be fitted with three 7/8-inch gilt uniform buttons, the top one to be in line with the breast pocket buttons, the bottom one centred on the belt and the remaining one centred between these two. (Specification CLO-7-6-2).

9.04 - JACKET, BATTLEDRESS

Jacket, battledress shall be of navy blue serge of approved shade and weave. The jacket shall be single-breasted, fly front, blouse type, with convertible collar and set-in sleeves with fly type buttoning cuffs. Each forepart shall be fitted with an

outer pleated breast patch pocket with fly type buttoning flap and an inner hanging breast pocket. Four buttonholes shall be placed on the fly and one on the left lapel. A pleat shall be placed at each side of the back and the bottom of the garment finished with an extension waistband fitted with a fastening buckle and loop. A fly fitted with 3 buttonholes shall be centred with the back on the underside of the waistband. (Specification CLO-7-4-1).

9.05 - JUMPER, SERGE

Jumper, serge shall be of navy blue worsted serge of approved shade and weave. The jumper shall have a "V"-neck opening with collar attached and slide fastener front closure and a one-piece back. The collar shall be 7 1/2 inches in depth for all sizes and 12 1/4 to 14 inches in widths, according to size. The sleeves shall be 2-piece set-in type, the bottom of each to be finished with a vent and cuff and 2-button closure. An inner pocket shall be placed at the breast of each forepart. The length of the jumper shall be 25 to 30 inches, according to the height of the wearer. (Specification CLO-7-1-2).

9.06 - JUMPER, DRILL

Jumper, drill shall be cotton drill of approved weave, white for the body and sleeves, and navy blue of approved shade for the collar, facings and the 9/16 inch trim along the bottom of the garment and bottom of the sleeve cuffs. The jumper shall have a "V"-neck opening with collar attached and slide fastener front opening and a one-piece back. The collar shall be 8 3/4 inches in depth for all sizes and 12 1/4 to 14 inches in width, according to size. The sleeves shall be two-piece set-in type, the bottom of each shall be finished with a vent and cuff and two-button closure. The length of the jumper shall be 25 to 30 inches, according to the height of the wearer. The collar shall be trimmed with three rows of 3/16-inch white cotton tapes, the outer one shall be 3/8 inch from the edge. (Specification CLO-7-1-3).

9.07 - JACKET, WORKING

Jacket, working shall be of navy blue cotton drill of approved shade and weave. The jacket shall be fly-front, single-breasted, blouse type, with convertible collar and lapels. Four buttonholes shall be placed on the fly, one on the left lapel and two on the waistband. The breast of each forepart shall be fitted with an outer patch pocket with box pleat and buttoning flap, and an inner hanging breast pocket. The back shall be one piece, with a pleat at each side. The bottom of the garment shall be finished with a three-inch waistband fitted with a suppression strap and buckle at each side. The sleeves shall be set-in type with reinforced elbows and buttoning cuffs and vents. (Specification CLO-9-2-2).

9.08 - TUNIC, DRILL, STEWARD'S

Tunic, drill, stewards is the same as is detailed in article 9.02, except that the

collar and cuffs are of navy blue drill of approved shade. Petty officers second class and below shall wear white uniform buttons in lieu of gilt. (Specification CLO-9-2-4).

| (Articles 9.09 to 9.19 inclusive: not allocated.)

Section 2 - Trousers

9.20 - TROUSERS, SERGE, CLASS I

Trousers, serge, Class I shall be of navy blue worsted serge of approved shade and weave. The trousers shall be fly-front, with a pleat on each forepart, a watch pocket, two side pockets and two hip pockets. The fly may have a slide fastener or button closure. The trousers shall have a sewn-on waistband fitted with seven belt loops and six suspender buttons and the legs finished with plain bottoms and heel protectors. (Specification CLO-9-3-24).

9.21 - TROUSERS, SERGE, CLASS II

Trousers, serge, Class II shall be of navy blue worsted serge of approved shade and weave. The trousers shall be fly-front, bell bottom type with two side pockets and one hip pocket with button and buttonhole. The fly shall be slide fastener closure type, and the legs finished with plain bottoms. The legs shall be 25 to 26 1/2 inches in width at the knee and 27 to 30 inches at the bottom, according to the height of the wearer. The top shall be finished with a 2 1/2-inch sewn-on waistband fitted with six belt loops. (Specification CLO-9-3-8).

9.22 - TROUSERS, WORKING

Trousers, working shall be of navy blue cotton drill of approved shade and weave. The trousers shall be fly-front, with a three-inch sewn-on waistband, two quarter-cut side pockets, a patch pocket on each hip and a ruler pocket placed along the right side seam. The fly shall be button closure type, the legs finished with plain bottoms and the waistband fitted with seven belt loops. (Specification CLO-9-3-20).

9.23 - SHORTS, TROPICAL

Shorts, tropical shall be of navy blue cotton drill of approved shade and weave. The shorts shall have two pleats on each forepart, a fly opening with button closure, a three-inch sewn-on waistband with seven belt loops, two off-set side pockets and two hip pockets with buttoning flaps. The length of the shorts shall extend to two inches above the knee cap. (Specification CLO-9-3-2).

9.24 - TROUSERS, DRILL, CLASS I

Trousers, drill, Class I shall be of white cotton drill of approved weave. The trousers shall be fly-front with slide fastener closure, a watch pocket on the right forepart, two side pockets and a 1 3/4-inch sewn-on waistband with six belt loops and six suspender inner buttons. The legs shall be finished with plain bottoms. (Specification CLO-9-3-23).

9.25 - TROUSERS, DRILL, CLASS II

Trousers, drill, Class II shall be of white cotton drill of approved weave. The trousers shall be fly-front, bell bottom type, with two side pockets and one hip pocket with button and buttonhole. The fly shall be slide fastener closure type, and the legs finished with plain bottoms. The legs shall be 25 to 26 1/2 inches in width at the knee and 27 to 30 inches at the bottom, according to the height of the wearer. The top shall be finished with a 2 1/2-inch self-waistband fitted with six belt loops. (Specification CLO-9-3-9).

9.26 - TROUSERS, KHAKI

Trousers, khaki shall be of khaki material of approved shade and weave. The trousers shall be fly-front, with a pleat on each forepart, two side pockets and two hip pockets. The fly opening shall be slide fastener type. The trousers shall have a sewn-on waistband fitted with six belt loops. The bottom of the legs shall be finished with plain bottoms, each fitted with a heel protector. (Specification CLO-9-5-7).

(Articles 9.27 to 9.29 inclusive: not allocated)

Section 3 - Coats9.30 - OVERCOAT

Overcoat shall be of navy blue melton of approved shade and weave. The garment shall be double-breasted, with set-in sleeves and convertible collar. The collar shall be fitted with a hook and eye and two buttons to allow collar closure and the use of a throat tab. Two buttonholes shall be placed on the left lapel, one on the right and three on each forepart below the lapels. Each forepart shall be fitted with a pass-through welted slash pocket. The centre of the back shall be flanked by a suppression pleat at each side and fitted with an inverted pleat below the waist. The back shall be fitted with a belt, one end of which shall be secured in the left side seam and the free end passed through an opening in the right side seam and through a buckle, allowing to adjust the belt to the length required by the wearer. Five 7/8-inch buttons shall be placed on each forepart to effect proper closure with the buttonholes on the left. Gilt buttons shall be worn by Class I and black horn by Class II. (Specification CLO-12-3-8).

9.31 - RAINCOAT

Raincoat shall be of navy blue gabardine of approved shade and weave. Shall be single-breasted, fly-front, four-button, fully lined, with all around belt, two-piece raglan sleeves, convertible collar with a buttonhole in the left lapel and a button behind the right lapel break to allow collar closure. A pass-through welted slashed pocket shall be placed on each forepart and the back fitted with a centre vent. A belt loop shall be placed on each side seam in line with the waist and the left end of the belt fitted with a prongless buckle and slide loop of self material. (Specification CLO-8-2-5).

9.32 - COAT, WATERPROOF, LONG

Coat, waterproof, long shall be of vinyl coated viscose rayon material; black in colour. The coat shall be single-breasted, with a five-button front closure fitted with a storm curtain, four-inch stand-up collar with buttoning tab closure and raglan sleeves with storm cuffs. A patch pocket with flap shall be placed on the left forepart and the back fitted with a vent. Four ventilation eyelets shall be centred below the armhole of each forepart and a drain eyelet hole placed above each bottom corner of the patch pocket. (Specification CLO-8-2-9).

(Articles 9.33 to 9.39 inclusive: not allocated)

Section 4 - Caps and Cap Covers**9.40 - CAPS, PEAK**

Caps, peak shall be of navy blue melton of approved shade or of white plastic material of approved pattern, with black patent leather peak. The crown shall be 9 15/16 inches in diameter from front to back for size 6 3/8, increasing 3/16 inch per size, to 12 inches for size 7 3/4. From side to side, the diameter of the crown shall also increase 3/16 inch per size, 9 3/4 inches for sizes 6 3/8, increasing to 11 13/16 inches for size 7 3/4. The quarterings shall be 1 7/8 inches in depth all around, with a piping between the quarterings and crown. The band shall be two-inches in depth and stitched to form two raised beads, one along the top and the other 3/16 inch above the bottom. A black wool mohair circular band 1 3/4 inches in depth shall be placed on the headband between the two raised beads, centering the seam with the front of the cap. The crown shall be extended with a cane grummet, the ends joined by a brass ferrule. The use of steel grummetts is prohibited. The chin strap shall be of black patent calf leather 3/8 inch in width and buttoned to two flexible buttons placed directly behind the ends of the peak. The peak shall be two inches in depth at the centre and droop at an angle of 45°. The lining may be silk, rayon or satin. (Specification V-CLO-48).

(Article 9.41: not allocated)

9.42 - CAPS, SEAMEN

The crown, quarterings and upper part of the headband shall be of bleached cotton duck or white plastic material of approved pattern. The lower part of the headband shall be of blue melton of approved shade. The cap shall be peakless and built upon stiffener of moulded Versalite and extending the full depth of the headband and quarterings. The difference in circumference of the crown and headband shall be not less than 6 nor more than 6 1/2 inches. The total depth of the headband shall be 1 3/4 inches with a stitched raised bead 1/4 inch above its bottom edge. One end of a chin stay 24 inches in length and made of blue worsted tape one inch in width shall be securely sewn in the right side of the crown seam. The lining shall be of grey sateen with a crown interlining of grey waterproof material. Two ventilation eyelets shall be fitted at each side of the cap, one at each side of the quartering seam. (Specification V-CLO-26).

9.43 - BERET

Beret shall be of navy blue knitted wool material of approved shade and lined with black cotton satin. A stiffener to hold the badge shall be sewn on the inner of the lining above the left temple. The bottom of the beret shall be bound with vegetable tanned full grain sheepskin. The cap badge shall be worn by chief petty officers and petty officers first class. No badge shall be worn by other men. (Specification CLO-14-1-1).

9.44 - COVERS, CAP, WHITE

Covers, cap, white shall be of white pique or plastic material of approved pattern. The crown shall be slightly oval, being 3/4 inch larger from front to back, than from side to side. The crown of the cover shall be 1/2 inch larger in diameter than the crown of the cap and worn fore and aft. (Specification V-CLO-93).

(Articles 9.45 to 9.49 inclusive: not allocated)

Section 5 - Accessories

9.50 - BELT, WAIST, BLUE

Belt, waist, blue shall be of blue webbing 1 1/4 inches in width, the buckle shall be brass, with black baked enamel finish. (Specification CLO-4-1-6).

9.51 - BELT, WAIST, WHITE

Belt, waist, white shall be of white webbing 1 1/4 inches in width, the buckle shall be brass, bright dipped and coated with clear lacquer. (Specification CLO-4-1-6).

9.52 - BELT, WAIST, KHAKI

Belt, waist, khaki shall be similar to white belt, but made of khaki webbing. (Specification CLO-4-1-6).

9.53 - BUTTONS

(1) Shall be raised round buttons with plain rim, within which is a fouled anchor with crown above and the word "CANADA" between the crown and anchor. Class I shall wear gilt buttons and Class II black or white buttons of approved design. (Specification PSNL-3-1-20).

(2) The buttons shall be of the following sizes:

- (a) 36 ligne (known as the 7/8-inch button).
- (b) 22 ligne (known as the 9/16-inch button).

9.54 - CAP RIBBON

The ribbon shall be of plain weave black rayon, 1 1/8 inches in width and 40 inches in length. The ends of the ribbon shall be cut at an angle of 45°. The name of the ship shall be woven in gold colour letters 1/2 inch in height, the centre of the name shall be 14 inches from the right end of the ribbon, when the latter is placed with the lettering up. (Specification V-CLO-28).

9.55 - COLLARS

(1) Plain white - starched, with neck band and fall, the depth of the fall shall be 1 1/2 inches at the back and 2 1/2 inches at the pointed ends. The collar may also be of white plastic.

(2) Collar, blue jean - shall be of navy blue drill of approved shade and pattern, and lined with striped shirting. The collar shall be 16 inches in width and 10 inches in depth. The collar shall be trimmed with three rows of white cotton tape 3/16 inch in width and spaced 1/8 inch apart, the outer one to be 3/8 inch from the edge. (Specification CLO-4-4-6).

9.56 - GLOVES

Gloves, brown horsehide, lined.

9.57 - JERSEY, UNIFORM

Jersey, uniform shall be navy blue wool material or orlon of approved shade. The jersey shall be pullover type, with crew neck opening, sewn-on waistband and long sleeves with sewn-on cuffs. The body and sleeves shall be plain knit, with the waistband and cuffs 1 x 1 rib. (Specification CLO-3-4-7).

9.58 - LANYARD

Lanyard shall be made of white twisted cord, three-strand, 1/4 inch in diameter. An eye 1 3/8 inches in length shall be formed at one end of the lanyard by folding the end upon itself and the strands spliced to the lanyard and a turks-head knot formed over the splice. The other end shall be folded upon itself and a running turks-head knot formed, thus forming a running noose. With the two turks-head knots brought together, the length of the lanyard shall be not less than 26, nor more than 26 1/2 inches. (Specification PSNL-7-1-2).

9.59 - SCARVES

(1) Scarf, blue shall be navy blue of approved shade and made of plain knit wool material. The scarf shall be 48 inches in length and eight inches in width. (Specification CLO-4-2-5).

(2) Scarf, white shall be of white spun rayon twill material 44 inches in width, using both selvages for ends of the scarf. Both sides of the scarf shall be hemmed 3/8 inch in width. The scarf shall be 44 inches in length and 18 inches in width. (Specification CLO-4-2-1).

(3) Scarf, uniform (black) shall be of black rayon twill material and hemmed along the sides and ends 1/8 inch in width. The scarf shall be 50 inches in length and 12 inches in width. (Specification CLO-4-2-7).

9.60 - SWEATERS

(1) Pullover, sleeveless shall be navy blue of approved shade and made of knitted wool material of approved pattern, shall be sleeveless, "V" neck opening pullover with knit-on waistband and sewn-on neck band and armhole bands. (Specification CLO-3-4-5).

(2) Sweater, cardigan shall be navy blue of approved shade and made of knitted wool material with full cardigan stitch. The cardigan shall have long sleeves with 1 x 1 two-ply knit-on cuffs, a six-button front closure fitted with a one-piece button-buttonhole collar band, the circumference of the body shall be seamless. (Specification CLO-3-4-6).

(3) Sweater, turtleneck shall be of knitted wool material, be waist-length with knit-on waistband, long sleeves with knit-on cuffs and sewn-on turtleneck collar.

The type of knit used for the body and sleeves shall be half-cardigan and 1 x 1 for the collar, waistband and cuffs. (Specification CLO-3-1-3).

9.61 - SHIRTS

(1) Shirts, white, double cuffs and single cuffs shall be white, plain, soft-front, with long sleeves and cuffs, and no collar. The cuffs may be single buttoning type, or double with buttonholes. (Specification CLO-5-3-5).

(2) Shirt, khaki shall be of khaki material of approved shade. The shirt shall have an attached collar, two breast patch pockets with buttoning flaps and long sleeves with buttoning cuffs. (Specification CLO-5-3-16).

(3) Shirt, working shall be of blue cotton chambray of approved shade. The shirt shall have an attached collar, two buttoning breast patch pockets without flaps and long sleeves with buttoning cuffs. (Specification CLO-5-3-18).

9.62 - SOCKS, LIGHTWEIGHT

Socks, lightweight shall be of black or midnight blue with black boots or shoes and white with white shoes. The socks shall be plain knit, except the cuffs which shall be 1 x 1 rib. (Specification CLO-6-2-2).

9.63 - STOCKINGS

Stockings shall be black or midnight blue, knee length with a turndown cuff 4 1/2 inches in depth. The types of knit shall be: leg of top of foot 6 x 2 rib, the sole, heel and toe plain, and the cuff or leg top 1 x 1 rib. (Specification CLO-6-1-2).

9.64 - TIES, BLACK

Ties shall be black and of approved material. The overall length of the tie shall be 45 inches. The width at the narrow end shall be two inches, and the width at the wide end shall be 3 3/4 inches. The central portion of 7 1/2 inches shall be one inch in width. (Specification V-CLO-61).

9.65 - VESTS, SEAMEN

Vests, seamen shall be of white cotton drill and the neck opening, trimmed with navy blue cotton drill of approved shade. The vest shall be pullover type with sleeves six inches in length and square neck opening with 1/2-inch blue trim. (Specification CLO-5-1-1).

9.66 - RUBBERS

Rubbers, low style, black.

9.67 - SHOES AND BOOTS

- (1) Black shoes - plain black leather, lace-up style, no toe-cap or strap.
 - (2) White shoes - lace-up canvas shoes with leather soles, no toe-cap or strap.
 - (3) Black boots - plain black leather, lace-up style, no toe-cap.
- (Articles 9.68 to 9.79 inclusive: not allocated)

Section 6 - Badges9.80 - CLASSIFICATION OF BADGES

For the purpose of these instructions, badges shall be classified as follows:

- (a) rank badges;
- (b) branch badges;
- (c) good conduct badges;
- (d) special qualification badges;
- (e) CANADA badges.

9.81 - MATERIAL OF BADGES

With a few exceptions e.g., metal crowns, cap badges, etc., badges are embroidered in gold wire, or red or blue silk thread on a cloth background:

- (a) gold and red on blue cloth;
- (b) blue on white drill.

9.82 - RANK BADGES

Rank badges consist of conventional heraldic crowns, gild buttons and fouled anchors, arranged and worn as prescribed in the table to this article.

Article 9.82 (Table)

Rank	Cap Badges	Marks of Rank	Manner of Wearing
Chief Petty Officer 1st Class	A silver fouled anchor encircled with one row of narrow gold embroidery and a narrow wreath of gold laurel surmounted by a crown.	<p>(1) Three gilt 7/8-inch hollow buttons and a crown above.</p> <p>(2) Three miniature fouled anchors in a horizontal row surmounted by a miniature crown.</p>	<p>(a) On the cuff of both sleeves of blue khaki jackets and white tunics and positioned with the centre 3 1/2 inches from the bottom edge of the cuff in a horizontal line centered two inches apart.</p> <p>(b) Crowns shall be positioned so that the lower edge is one inch above the upper edge of the buttons.</p> <p>(c) A crown on the cuff of both sleeves of overcoats in the same position as the crown on the jackets.</p> <p>On both sides of the collar of khaki shirts, and tropical shirts, worn as prescribed in article 3.77.</p>
Chief Petty Officer 2nd Class	As for CPO 1st Class	<p>(1) Three gilt 7/8-inch hollow buttons.</p> <p>(2) Three miniature fouled anchors in a horizontal row.</p>	<p>On the cuff of both sleeves of blue and khaki jackets and white tunics and positioned with the centre 3 1/2 inches from the bottom edge of the cuff in a horizontal line centered two inches apart.</p> <p>As for CPO 1st Class.</p>
Petty Officer 1st Class	A silver fouled anchor encircled by two rows of narrow gold embroidery surmounted by a crown.	<p>(1) Crossed fouled anchors surmounted by a crown.</p> <p>(2) Miniature fouled crossed anchors surmounted by a miniature crown.</p>	<p>On the left sleeve of jackets, tunics, overcoats, and shirts working, centered between the point of the shoulder and the point of the elbow.</p> <p>As for CPO 1st Class.</p>

Article 9.82 (Table) (Continued)

Rank	Cap Badges	Marks of Rank	Manner of Wearing
Petty Officer 2nd Class	-	Crossed fouled anchors.	On the left sleeve of vests, jackets, jumpers, overcoats and shirts working, centered between the point of the shoulder and the point of the elbow.
Leading Seaman	-	Single fouled anchor.	As for PO 2nd Class.

(Articles 9.83 and 9.84 inclusive: not allocated)

9.85 - BRANCH BADGES

(1) Branch badges denote the trade or profession of any particular branch. They consist of a distinguishing device symbolic of the trade or profession of the various branches, with a maple leaf centered above the device.

(2) The general size of the badges is as follows:

- (a) (i) The background for the device of branch badges measures approximately 2 3/4 inches in width and three inches long, forming a semi-circle at the top edge.
- (ii) The device measures not more than 1 3/4 inches in width and the maple leaf one inch at the highest point. Letters are 1/4 inch in height.
- (b) (i) Branch badges worn on collar of blue uniforms by chief petty officers, measure approximately two inches in width and 2 1/4 inches long, form a semi-circle at the top edge.
- (ii) The device measures not more than 1 1/2 inches in width and the maple leaf 3/4 inch at the highest point. Letters are 1/4 inch in height.

(3) Branch badges shall be worn by:

(a) chief petty officers on both sides of the collar of blue and khaki jackets and on the right sleeve of white tunics and jackets, working, centred between the point of the shoulder and the point of the elbow.

(b) petty officers first class and below on the right sleeve of jumpers, tunics, jackets and shirts, working, centered between the point of the shoulder and the point of the elbow;

(c) men qualified as physical and recreational trainers, and instructors, on singlets and sweaters gymnastic positioned in the centre of the chest of both garments.

(4) Branch badges shall be worn:

- (a) upon successful completion of basic training or immediately upon transfer

from other branches whichever is the later date except as prescribed in (b) and (c) of this paragraph;

(b) upon qualification in a non-substantive rank by men of the Seaman Branch;

(c) on arrival in the apprentice training establishment, by apprentices.

9.86 - GOOD CONDUCT BADGES

(1) Periods served with good conduct are indicated by chevrons five inches long and $\frac{1}{2}$ inch wide.

(2) Good conduct badges are awarded as follows:

(a) for three years and under eight years - one chevron;

(b) for eight years and under thirteen years - two chevrons, and

(c) for thirteen years and over - three chevrons.

(3) Good conduct badges are not worn by chief petty officers, but shall be worn by petty officers first class and below, on jackets, jumpers and tunics immediately below rank badges, or centered between the point of the shoulder and the point of the elbow.

9.87 - SPECIAL QUALIFICATION BADGES

(1) Instructor Badges - The instructor badge consists of a silver crown $\frac{1}{2}$ inch wide and $\frac{1}{2}$ inch high. The instructor badge shall be worn on the maple leaf of branch badges. This badge may be worn by those men who were qualified to wear the badge as instructors prior to the introduction of the new trade structure and may be worn until they leave the service.

(2) Observers' Mate, Submarine and Parachutists' Badges

(a) Observers' mate badges consist of a fouled anchor surrounded by the letter "O" between uplifted wings.

(b) The submarine badge consists of a single sounding dolphin.

(c) The parachutists' badge of the Service in which a man qualified may be worn.

(d) Observers' mate, submarine and parachutists' badges may be worn by men who are qualified as such on the left sleeve of jackets, jumpers and tunics and shall be positioned:

(i) on Class II uniforms, centered three inches from the bottom edge of the cuff to the base of the badge, and

(ii) on Class I uniforms immediately above the crown as worn by a chief petty officer first class.

(3) Marksman, Buglers and Divers Badges

- (a) (i) Marksman's Badge - A marksman is indicated by crossed rifles.
 - (ii) Bugler's Badge - A bugler is indicated by a bugle.
 - (iii) Diver's Badge - A qualified diver is indicated by a diver's helmet.
- (b) A man who is qualified as a marksman, a bugler and a diver may only wear one of these badges.
- (c) Marksman, bugler and diver badges may be worn by men who are qualified as such on the right sleeve of jackets, jumpers and tunics and shall be positioned:
- (i) on Class II uniforms centered three inches from the bottom edge of the cuff to the base of the badge;
 - (ii) on Class I uniforms immediately above the crown as worn by chief petty officers first class.

(4) Naval Patrol Armlet - Naval patrol armlet consists of a blue crown embroidered on a white band three inches in width. A naval patrol armlet shall be worn on the cuff on the left sleeve.

9.88 - "CANADA" BADGES

"CANADA" badges consist of the word "CANADA" embroidered in letters 5/16 inch high to form a curve to follow the contour of the shoulder. "CANADA" badges shall be worn on both sleeves of jackets, jumpers and overcoats with the top edge of the letters $\frac{1}{2}$ inch below the shoulder seam.

(Articles 9.89 to 9.99 inclusive: not allocated.)

CHAPTER 10

NAVAL UNIFORM - WREN OFFICERS

Section 1 - Dresses and Occasions on Which They Are to be Worn10.01 - DRESSES AND OCCASIONS

The dresses authorized for wren officers and the occasions on which these are to be worn shall be as prescribed in the table to this article. Numbers have been assigned to the various dresses for convenience when referring to them.

Article 10.01 (Table)

Dress No.	Dress	Particulars	Occasion
1	Blue Ceremonial Dress	Blue jacket, blue skirt, tricorne, plain white shirt, turn-down collar, black tie, black shoes, black stockings, brown gloves, neck decorations (unless otherwise ordered) decorations and medals	(a) State occasions. (b) When receiving members of royal families. (c) Exchanging visits of ceremony with governors-general, governors, High commissioners and lieutenant-governors, with resident commissioners and administrators entitled to a gun salute of 13 guns or more; with officers of the diplomatic service of Commonwealth and other nations. (d) Courts-martial. (e) Service funerals and memorial services connected therewith. (f) Inspection by senior officers when so ordered. (g) Official calls, ceremonial divisions, parades and other occasions when it is appropriate. (h) For occasions of duty and ceremony when Blue Service Dress is not sufficient.
3	Blue Service Dress	As for Dress No. 1 but with ribbons of orders, decorations and medals	Ordinary occasions of duty and ceremony afloat and on shore. (Note.- Black pumps as specified in Section 2 of this chapter, may be worn when attending social functions and for administrative duties.)

Article 10.01 (Table) (Continued)

Dress No.	Dress	Particulars	Occasion
5	Battle Dress	Battle dress jacket, shoulder straps, battle dress trousers or skirt, tricornes, plain white shirt, turn-down collar, black tie, black shoes, black socks or stockings, ribbons of orders, decorations and medals	Optional dress for working in other than hot climate: (a) During active operations. (b) When doing arduous or dirty work when other clothing might be spoiled. (c) On other occasions as ordered by the senior officer.
7	Mess Dress	Blue mess jacket, blue skirt, white silk shirt, bow tie, gold satin cummerbund, black suede pumps, black stockings, white gloves, black suede purse, neck decorations (unless otherwise ordered), miniature decorations and medals. (Wren officers not in possession wear Dress No. 3 or No. 23 as appropriate.)	To be worn at: (a) Evening dances and entertainments on shore and afloat. (b) Dinner when officers of flag rank and commodore rank, or army or air force officers of corresponding rank (wearing uniform) are being entertained. (c) Occasions when No. 17 is worn by other officers. (Note.- At evening dances, on shore or onboard a civilian evening gown may be worn.)
8	Mess Undress	As for Dress No. 7 but with black satin cummerbund, and miniature ribbons of orders, decorations and medals. (Wren officers not in possession, wear Dress No. 3 or Dress No. 23 as appropriate.)	For ordinary evening wear onboard or when No. 18 is worn by other officers.

Article 10.01 (Table) (Continued)

IN HOT CLIMATES

Dress No.	Dress	Particulars	Occasion
19	Tropical Mess Undress	Summer skirt, white blouse, shoulder straps, black satin cummerbund, black suede pumps, taupe stockings, (Wren officers not in possession, wear Dress No. 24.)	For informal evening wear onboard.
21	Summer Ceremonial Dress	Summer jacket, summer skirt, tricorne, white blouse, collar badges, black bow, black shoes, taupe stockings, white gloves, neck decorations (unless otherwise ordered) decorations and medals.	As for Dress No. 1 (Note.- Black pumps, as specified in Section 2 of this chapter, may be worn when attending social functions.)
23	Summer Service Dress	As for Dress No. 21 but with ribbons of orders decorations and medals.	(a) Ordinary occasion when appropriate in hot climates. (b) In the summer in Canada in lieu of Dress No. 3. (c) On occasions when other officers wear Dress No. 13 (Note.- Black pumps, as specified in Section 2 of this chapter, may be worn when attending social functions and for administrative duties.)
24	Summer Service Dress (negative jacket)	Summer skirt, tricorne, white blouse, collar badges, black bow, black shoes, taupe stockings, (Note.- The black bow may be omitted and collar left open at the discretion of the senior officer.)	In lieu of Dress No. 23 at the discretion of the senior officer.

(Articles 10.02 to 10.09 inclusive: not allocated.)

(PS No. 3/59)

Section 2 - Miscellaneous Accessories Wren Officers10.10 - GLOVES

- (1) Brown leather gloves shall be worn with Dresses 1 and 3 when appropriate and when overcoats and raincoats are worn.
- (2) White cotton gloves shall be worn with Dresses No. 21 and 23 when appropriate.

10.11 - WHITE SCARF

A plain white scarf may be worn with overcoats.

10.12 - STOCKINGS

- (1) Black stockings in "issue weight" shall be worn with blue uniforms. A lighter weight, may be worn off duty.
- (2) Taupe stockings in "issue weight" shall be worn with summer uniforms. A lighter weight may be worn off duty.

10.13 - SHOULDERBAG

A shoulderbag shall be worn over the left shoulder and may be carried with all dresses but not for drills or on parades.

10.14 - SHOES

- (1) Black calf leather pumps of a standard design, with closed toe and heels of medium height, may be worn with Dress No. 3 or 23 when attending mess dinners and social functions and for administrative duties.
- (2) Black suede pumps of plain opera design with closed toe and heels shall be worn with Dresses No. 7, 8 and 19.
- (3) Black laced-up shoes of standard naval design, shall be worn on all occasions except as prescribed in (1) or (2) of this article.

10.15 - RAINCOAT

A midnight blue raincoat, single breasted, with belt, may be worn by wren officers in cool or wet weather.

(PS No. 3/59)

10.16 - TRICORNE

Black felt or fur felt tricorne with white pique or plastic cover.

(Articles 10.17 to 10.49 inclusive: not allocated.)

Section 3 - Insignia10.50 - INSIGNIA

Insignia prescribed for male officers in Chapter 3, of this manual shall apply to wren officers.

(Articles 10.51 to 10.79 inclusive: not allocated.)

Section 4 - Issue of Uniform Clothing - Wren Officers of the Reserve10.80 - CONDITIONS OF ISSUE

(1) Except as prescribed in (2) and (3) of this article, a wren officer on being commissioned in the Reserve (Active List) shall receive a gratuitous issue of uniform clothing as prescribed in article 10.81 of this manual.

(2) The following wren officers commissioned in the Reserve shall not be entitled to a gratuitous issue in accordance with (1) of this article:

(a) A wren officer who is entered in the Reserve (Active List) for the purpose of being placed on the Retired List, or becoming a member of the Regular Force.

(b) A wren officer on the Retired List who is appointed to the Active List in order to carry out a period or periods of Naval Training or Special Duty and who reverts to the Retired List on completion of Naval Training or Special Duty.

(c) A wren officer on the Retired List who retained articles of uniform clothing in accordance with article 10.82 who is appointed to the Active List in order to carry out a period of Continuous Naval Duty.

(3) A wren officer on the Retired List who is appointed to the Active List to carry out a period of Continuous Naval Duty and who did not retain articles of uniform clothing in accordance with article 10.82 shall be entitled to a gratuitous issue in accordance with (1) of this article.

10.81 - SCALES OF ISSUE

<u>Item</u>	<u>Quantity</u>
Dress, office, summer	2
Hat, tricorne	1
Jacket, summer, blue	1
Jackets, worsted serge, blue	1
Overcoat, woman's	1
Raincoat, woman's	1
Rubbers, black, woman's	1 Pr.
Shields, dress	2
Shoes, leather, black, woman's	1 Pr.
Shoulder bag	1
Skirt, summer blue	1
Skirt, worsted serge, blue	1

10.82 - RETENTION OF UNIFORM CLOTHING

On release from the Reserve a wren officer whose name is entered on the Retired List may retain all articles of uniform clothing issued in accordance with (1) of article 10.80.

10.83 - REPLACEMENT OF UNIFORM CLOTHING

(1) Replacement of the articles issued in accordance with article 10.81 of this manual shall be at the expense of the reserve wren officer concerned.

(2) Articles of kit lost or damaged through causes directly attributable to naval services, shall be replaced as prescribed in General Orders 210.01/2 and 210.01/3.

(Articles 10.84 to 10.99 inclusive: not allocated.)

CHAPTER 11

NAVAL UNIFORM - WRENS

Section 1 - Dresses and Occasions on Which They Are to be Worn11.01 - DRESSES AND OCCASIONS

The dresses authorized for Wrens and the occasions on which these are to be worn shall be as prescribed in the table to this article. Numbers have been assigned to the various dresses for convenience when referring to them.

Article 11.01 (Table)

Dress No.	Particulars	Occasion
1	Blue jacket, blue skirt, cap (tricorn for Class I), white shirt, turn-down collar, black tie, black shoes, black stockings, gold badges, decorations and medals	(a) Inspections. (b) Ceremonial occasions.
2	As for Dress No. 1 but with red or gold badges and ribbons of decorations and medals	(a) Sundays and holidays on board. (b) On leave when uniform is worn. (c) For other duties when No. 3 Dress is not appropriate. (Note.- Black pumps, as specified in Section 2 of this chapter, may be worn when attending social functions)
3	As for Dress No. 1 but with red badges and ribbons of decorations and medals optional	On working days for all ordinary duties. (Note.- 1. Wrens of the cookery branch, shall wear utility dress, cook's apron, cook's cap, and hairnet, when working in the galley. 2. Wrens of the steward branch shall wear utility dress. 3. Wrens of the medical branch shall wear utility dress and lab cap in hospitals or sick bays. A sweatercoat

Article 11.01 (Table) (Continued)

Dress No.	Particulars	Occasion
3 (cont'd)		<p>may be worn on night duty.</p> <p>4. Wrens employed in physical and recreational training shall wear gymnastic shorts, tee-shirt, white socks and gymnastic shoes.</p> <p>5. Stores women, postal clerks, photographers and sailmakers shall wear a blue smock when duties require.)</p>
4	<p>Presentable blue uniform, white shirt, turn-down collar, black tie, black shoes, black stockings, red badges, medal ribbons (optional) cap (tricorn for Class I)</p>	<p>For night duty on board. (Note.- A white scarf may be worn in lieu of the collar and tie.)</p>
5	<p>Jacket working, slacks working, shirt working, cap (tricorn for Class I), socks, black shoes, red badges</p>	<p>On working days, when other clothing might be spoiled. (Note.- This dress may be worn without jacket, at the discretion of the Captain)</p>

IN HOT CLIMATES

21	<p>Summer jacket, summer skirt, cap (tricorn for Class I), white blouse, collar badges, black bow, black shoes, taupe stockings, gold badges, decorations and medals</p>	<p>(a) Inspections.</p> <p>(b) Ceremonial occasions. (Note.- Black pumps, as specified in Section 2 of this chapter, may be worn when attending social functions.)</p>
----	--	--

Article 11.01 (Table) (Continued)

IN HOT CLIMATES

Dress No.	Particulars	Occasion
23	As for Dress No. 21 but with red badges and ribbons of decorations and medals	(a) Ordinary occasions when appropriate in hot climates. (b) In the summer in Canada in lieu of Dresses No. 2 or No. 3. (c) On occasions when men wear Dress No. 13. (Note.- Black pumps, as specified in Section 2 of this chapter, may be worn when attending social functions and for administrative duties.)
24	Summer skirt, cap (tricorné for Class I), White blouse, black bow, black shoes, taupe stockings, blue badges (Note.- The black bow may be omitted and collar left open at the discretion of the senior officer)	In lieu of Dress No. 23 at the discretion of the senior officer.

(Articles 11.02 to 11.09 inclusive: not allocated)

Section 2 - Instructions Pertaining to Miscellaneous Articles of Dress - Wrens

11.10 - CAP

A cap shall be worn by wren petty officers second class and below. The cap shall be worn tilted slightly toward the right eye (two-finger's width from band to eyebrow).

11.11 - CAP RIBBON

A cap ribbon shall be worn on caps by wren petty officers second class and below. The ribbon shall be worn with the name straight in front, and tied in a bow over the left ear in such a manner that the centre of the lettering on the ribbon is over the nose. The ends of the bow shall be of equal length, not exceeding two inches.

11.12 - TRICORNE

A tricorne shall be worn by wren petty officers first class and above. The tricorne shall be worn tilted slightly toward the right eye.

11.13 - SCARF

A white scarf may be worn with overcoat. The scarf shall be worn with right end crossed over the left end.

11.14 - GLOVES

- (1) Gloves, leather, unlined, shall be worn by wrens with Dresses Nos. 2 and 3 when proceeding to and from duty; and when overcoats and raincoats are worn.
- (2) Gloves, leather, wool-lined, may be worn by wrens with overcoats in cold weather.
- (3) Gloves, white, cotton, shall be worn by wrens with Dresses Nos. 23 and 24 when proceeding to and from duty.

11.15 - DRESS SHIELDS

Dress shields shall be worn with Dresses Nos. 21, 23 and 24. The shields shall be sewn into the garments.

11.16 - SLIP

A white slip shall be worn with Dresses Nos. 21, 23 and 24.

11.17 - BOW

A black bow shall be worn with the white blouse. The bow shall be secured by the snap fasteners under the collar of the blouse and be worn straight with the tabs showing at the sides of the collar. Indoors, in hot weather when the white jacket is not worn, it is permissible to leave off the bow and wear the collar of the blouse open.

11.18 - STOCKINGS

(1) Black stockings in issue weight shall be worn by wrens in blue serge uniform while on duty. A lighter weight, not exceeding a daytime walking sheer, may be worn off duty.

(2) Taupe stockings in issue weight shall be worn by wrens in summer uniform while on duty. A lighter weight, not exceeding a daytime walking sheer, may be worn off duty.

11.19 - LACES

Shoe laces shall be run through eyelets with the laces parallel and the bow secured with a neat, double knot. The ends of the bow shall be of equal length, not exceeding one and one-half inches.

11.20 - OVERSHOES

Overshoes may be worn by wrens in cold weather.

11.21 - SHOULDERBAG

(1) A shoulderbag shall be worn by wrens over the left shoulder with Dresses Nos. 2, 3, 23 and 24 and with overcoats and raincoats.

(2) Shoulderbags shall not be worn for drill or on parades.

11.22 - RAINCOAT

Raincoat may be worn in cool and wet weather.

11.23 - MISCELLANEOUS ACCESSORIES

Jewellery shall not be worn by wrens in uniform, except wrist watches and rings which are not of a costume jewellery nature. Cuff links may be worn provided they are plain in design. "SLEEPERS" shall NOT BE WORN BY WRENS IN UNIFORM.

11.24 - PUMPS

Black calf leather pumps of a standard design with closed toes and heels of medium height, may be worn by wrens in uniform when attending social functions and for administrative duties.

(Articles 11.25 to 11.29 inclusive: not allocated.)

Section 3 - Issue of Uniform Clothing - Wrens of the Regular Force

11.30 - REGULATION KIT

(1) The regulation kit for wrens of the Regular Force shall consist of Basic Issues, Special Issues, Exchange Issues and Loan Issues, as prescribed in articles 11.32, 11.33, 11.34 and 11.35 of this manual.

(2) With the exception of cap ribbons, made to measure clothing and special size footwear, when an article of gratuitous issue is not available, a cash allowance equivalent to the issuing price of the article not issued shall be paid in lieu.

(3) Provided stowage facilities are adequate a wren may provide herself with other articles of a personal nature, which are considered necessary for her welfare in addition to the regulation kit. (See article 1.05 of this manual).

11.31 - ENTITLEMENT

(1) On Entry

(a) On entry in the Regular Force, a wren shall be issued gratuitously, articles of regulation kit appropriate to her rank as prescribed in articles 11.32, 11.33 and 11.34.

(b) When a wren is entered in the Regular Force as wren petty officer second class or below and by reason of her civilian trade or professional ability it is intended to promote her immediately to the rank of wren petty officer first class or above, she shall be issued gratuitously, on entry, regulation kit prescribed for a wren dressed in Class I uniform.

(2) On Promotion - When a wren is promoted in rank, she shall be issued gratuitously those articles of kit required to bring her regulation kit up to the standard prescribed in articles 11.32 (b) and 11.33 (a) for her new rank.

(3) On Reversion - A wren reduced in rank or reverted or re-advanced shall purchase any article of kit necessary to complete her regulation kit for her new rank.

(4) On Re-entry

(a) Except as prescribed in (b) of this paragraph, a wren shall not be issued gratuitously with articles of kit on re-entry in the Regular Force.

(b) A wren shall be issued gratuitously with articles of kit for the rank in which she re-enters, when:

- (i) she re-enters from pension; or
- (ii) the period of her absence from the Regular Force is three months or more.

(5) On Transfer from the Reserves - A wren who has been transferred to the Regular Force from the Reserves on divisional strength shall be issued with the articles of clothing prescribed for a wren of the Regular Force under articles 11.32, 11.33 and 11.34. (See article 11.43 paragraph (4)).

11.32 - BASIC ISSUES

Basic issues shall consist of the following articles of kit for which replacement is provided in the kit upkeep allowance:

(a) All wrens

4	Blouses	6	Shirts, white
*1	Brush, clothes	1 pr.	Shoes, black pumps
*1	Brush, shoe, black horsehair	1 pr.	Shoes, gym
*12	Collars, white, fold	2 pr.	Shoes, leather, black
2	Dresses, office, summer	2 pr.	Shorts, blue
2 pr.	Gloves, cotton, white	1	Shoulderbag
1 pr.	Gloves, leather, lined	2	Skirts, serge
1 pr.	Gloves, leather unlined	2	Skirts, summer
*1	Holdall	2	Slips
*1	Housewife	2 pr.	Socks, black
2	Jackets, serge	2 pr.	Socks, white
1	Jacket, summer	4 pr.	Stockings, black
1	Laundry bag	4 pr.	Stockings, taupe
1	Overcoat	1	Suitcase
1 pr.	Overshoes	1	Sweatercoat
2 pr.	Overstockings	1	Sweatshirt, white
2 pr.	Pyjamas	2	Tee-shirts, white
1	Raincoat	*2	Ties, black
1 pr.	Rubbers	2	Ties, bow
*1	Scarf, blue	*2	Towels, bath
*1	Scarf, white	*2	Towels, hand
2 pr.	Shields, dress		

* Pattern same as for men

(b) Wrens dressed in Class I uniform (wren chief petty officers and wren petty officers first class)

2 Covers, tricorn
2 Hats, tricorn

(c) Wrens dressed in Class II uniform (wren petty officers second class and below)

2 Caps, blue
2 Covers, cap

11.33 - SPECIAL ISSUES

Special issues shall consist of the following articles of kit issued on a one-time basis on the occasions specified:

(a) All wrens

- (i) Badges - a wren shall be issued gratuitously with appropriate badges when she is granted a branch badge or promoted to a higher rank or awarded a miscellaneous badge. Instructions governing badges for men as prescribed in Section 6 of Chapter 9, shall apply. The quantity of badges to be issued shall be governed by the number of garments issued, and requiring badges.
- (ii) Buttons - a wren shall be issued gratuitously with three buttons, uniform, gilt, wren's 15/20-inch and four buttons, uniform, gilt, wren's 9/16-inch to equip each dress, utility issued to her.
- (iii) Cap ribbons - when a wren joins a ship or fleet establishment and a change in the name of the cap ribbon is necessary, she shall be issued, gratuitously, two cap ribbons of the new ship or establishment.
- (iv) Manuals - a wren shall be issued gratuitously with instructional manuals, required for her duties, as prescribed in General Orders.

(b) Wrens drafted for foreign service in hot climates other than temporarily, shall be issued gratuitously with two additional summer uniforms.

(c) Wrens of the cookery branch

2 Hairnets
1 Pr. Shoes, leather, black

(d) Wrens of the stewards branch

2 Hairnets

11.34 EXCHANGE ISSUES

Exchange issues shall consist of the following articles of kit for which gratuitous replacement is provided on an exchange basis. Exchange shall be made only when items are worn out through fair wear and tear and normally when they have been in use for the periods indicated:

(a) All wrens

- *1 Kit bag - small after 5 years' service
- 2 Pr. Slacks, working - after 5 years' service
- *1 Utility bag - after 5 years' service
- *2 Vests, uniform, cotton - after 5 years' service

(b) Wrens of the cookery branch

- 4 Aprons, cook's - after 12 months' service
- 4 Caps, cook's - after 12 months' service
- 4 Dresses, utility - after 2 years' service

(c) Wrens of the medical branch

- 2 Caps, laboratory - after 2 years' service
- 6 Dresses, utility - after 3 years' service

(d) Wrens of the steward branch

- 4 Dresses, utility - after 2 years' service

(e) Wrens employed in maintenance of aircraft; electrical, ordnance, motor equipment, or employed on the gunnery range

- 1 Pr. Slacks, working - after 6 months' service
- 1 Vest, uniform, cotton - after 6 months' service

(f) Wren postal clerks, photographers, sailsmakers, and storeswomen

- 1 Smock blue, - after 2 years' service

(g) Wren dental assistants

- 6 Dresses, utility - after 3 years' service

(h) Motor transport drivers

- 1 Pr. Gauntlets, woman's - after 1 year service

(i) Wrens employed in oceanographic duties

- 1 Jacket, battledress - after 1 year's service
- 1 Trousers, battledress - after 1 year's service
- 1 Pr. Slacks, working - after 6 months' service
- 1 Vest, uniform, cotton - after 6 months' service.

11.35 - LOAN ISSUE

A wren shall be issued with the articles of loan clothing required for her duties as prescribed in Chapter 15 of this manual.

* Pattern same as for men

(PS No. 4/62)

11.36 - RETENTION OF KIT ON RELEASE

(1) A wren who is released from the Regular Force shall return all items of clothing which were issued to her on temporary or permanent loan.

(2) When honourably released, a wren of the Regular Force who has completed a minimum of six months service, may retain those articles which were issued to her as regulation kit.

(3) When released with less than six months service or under QRCN article 15.01 (Table), item 1 (misconduct), or item 2 (inefficiency), a wren of the Regular Force may retain the following articles of regulation kit only:

- 1 Brush, clothes
- 1 Brush, shoe, black horsehair
- 1 Collar, white, fold
- 1 Holdall
- 1 Housewife
- 2 pr. Pyjamas
- 1 Shirt, white
- 1 pr. Shoes, leather, black
- 2 Slips, white
- 2 pr. Socks, black
- 2 pr. Socks, white
- 4 pr. Stockings, black
- 4 pr. Stockings, taupe
- 1 Sweatshirt, white
- 2 Tee-shirts, white

(Articles 11.37 to 11.39 inclusive: not allocated)

Section 4 - Issue of Uniform Clothing - Wrens of the Reserves

11.40 - CONDITIONS OF ISSUE

(1) Subject to paragraph (2) of this article, on entry in the Reserves a wren shall be issued, on loan, articles of regulation kit prescribed in articles 11.41 and 11.42 of this manual.

(2) When a wren is entered in the Reserves in a rank for which a trade test is required, she shall not be issued with kit until she has successfully completed the test.

(3) When a wren is promoted to a rank necessitating a change in class of uniform, she shall be issued on loan with articles of kit prescribed in 11.41 paragraph (2) and return those articles which were issued on entry as prescribed in article 11.41 paragraph (3).

11.41 - BASIC ISSUES

(1) All wrens

- 2 Blouses
- *4 Collars, white, fold
- 2 Dresses, office, summer
- 1 pr. Gloves, cotton, white
- 1 pr. Gloves, leather, lined or unlined
- 1 Jacket, serge
- 1 Jacket, summer
- 1 Kit bag, small
- 1 Overcoat
- 1 pr. Overshoes
- 1 Raincoat
- 1 pr. Rubbers
- *1 Scarf, white
- 2 Shields, dress
- 2 Shirts, white
- 1 pr. Shoes, black pumps
- 1 pr. Shoes, gym
- 1 pr. Shoes, leather, black
- 1 pr. Shorts, blue
- 1 Shoulderbag
- 1 Skirt, serge
- 1 Skirt, summer
- 1 pr. Slacks, working
- 1 pr. Socks, black
- 1 pr. Socks, white
- 2 pr. Stockings, black
- 2 pr. Stockings, taupe
- 1 Tee-shirt, white
- *1 Tie, black
- 1 Tie, bow
- *1 Vest, uniform, cotton

(2) Wrens dressed in Class I uniform only (wren chief petty officers and wren petty officers first class)

- 1 Cover, tricorne
- 1 Hat, tricorne

(3) Wrens dressed in Class II uniform only (wren petty officers second class and below)

- 1 Cap, blue
- 1 Cover, cap

* Pattern same as for men

11.42 - SPECIAL ISSUES

(1) All wrens

(a) Badges - A wren shall be issued with appropriate badges when she is granted a branch badge, promoted to a higher rank, or awarded a miscellaneous badge. Instructions governing badges for men, as prescribed in Section 6 of Chapter 9, shall apply. The quantity of badges to be issued shall be governed by the number of garments, issued, which require the wearing of badges.

(b) Cap Ribbons - One cap ribbon shall be issued to a wren in Class II uniform. Except when serving in a ship cruising in foreign waters, when she shall wear the cap ribbon of the ship in which she is serving, a wren of the Reserves shall wear the cap ribbon of the naval division to which she belongs.

(c) Manuals - A wren shall be issued with instructional manuals, required for her duties, as prescribed in General Orders.

(2) Wrens of the cookery branch

- *2 Aprons, woman cook's
- *2 Caps, woman cook's

(3) Wrens of the medical branch

- *2 Caps, laboratory

(4) Wrens employed in maintenance of aircraft; electrical, ordnance or motor equipment.

- *1 Suit, coverall, black (woman's)

11.43 - RETENTION OF KIT ON RELEASE

(1) On release, a wren of the Reserves on divisional strength shall return all items of clothing which were issued to her on temporary or permanent loan.

(2) When honourably released, a wren of the Reserves on divisional strength who has:

- (a) completed two years' service in the Reserves;
- (b) attended 75 per cent of the divisional drills; and
- (c) completed one period of summer training during the two year period;

may retain the following articles of regulation kit only:

- 1 Badge, cap, or
- 1 Ribbon, cap
- 2 Collars, white, fold
- 1 pr. Gloves, leather, unlined
- 1 Kit bag, small
- 1 pr. Overshoes
- 1 pr. Rubbers

* Issue only if necessary for training purposes.

- 2 Shields, dress
- 2 Shirts, white
- 1 pr. Shoes, leather, black or
- 1 pr. Shoes, black pumps
- 1 Shoulderbag
- 1 pr. Socks, black
- 1 pr. Socks, white
- 2 pr. Stockings, black
- 2 pr. Stockings, taupe
- 1 Tee-shirt, white
- 1 Tie, black

(3) A wren who is released prior to having complied with the provisions of (2) of this article, or under QRCN article 15.01 (Table) item 1 (misconduct) or item 2 (inefficiency) shall return all articles which were issued to her as regulation kit with the exception of socks, stockings and tee-shirts.

(4) When transferred from the Reserves on divisional strength to the Regular Force, a wren shall return the articles of uniform clothing issued to her while serving in the Reserves. These articles shall be returned at the division or establishment in which the wren is serving when the transfer is effected. (See article 11.31 paragraph (5)).

(Article 11.44: not allocated)

11.45 - WRENS ON THE EMERGENCY LIST

(1) A wren on the Active List transferred to the Emergency List shall be allowed to keep those articles of uniform clothing issued to her while serving on the Active List provided she has:

- (a) completed two years' service in the Reserves;
- (b) attended 75 per cent of the divisional drills; and
- (c) completed one period of Naval Training during the two-year period.

These articles shall be maintained in a serviceable condition for occasions when uniform is required to be worn.

(2) If she has not complied with the provisions of (1) of this article, a wren on the Active List transferred to the Emergency List shall return all articles of uniform clothing issued to her while serving on the Active List with the exception of socks, stockings and tee-shirts.

(3) A wren entered directly to the Emergency List shall not be issued with articles of kit at government expense. When she is required to wear uniform, the necessary articles may be issued on loan provided they are available in the clothing stores of the naval division concerned. Articles issued on loan shall be withdrawn on termination of the occasion for which they were issued. Under no circumstances shall any article of uniform clothing be demanded, manufactured or altered at government expense for issue on loan in accordance with this paragraph.

(4) When a wren on the Active List is transferred to the Emergency List, the Commanding Officer Naval Divisions shall be informed:

(a) of the articles of uniform clothing retained by the wren in accordance with (1) of this article; or

(b) that all articles of uniform clothing issued to the wren have been returned.

(5) A wren on the Emergency List may exchange articles of uniform clothing in her possession only when:

(a) performing naval training or special duty; or

(b) instructed to attend a special drill by the Commanding Officer of the naval division concerned.

(6) On transfer from the Emergency List to the Active List, a wren who previously served on the Active List shall be issued articles of uniform clothing only on confirmation from the Commanding Officer Naval Divisions that the required articles were not retained in accordance with (1) of this article.

11.46 - REGULATION KIT - WRENS ON CONTINUOUS NAVAL DUTY

(1) The regulation kit for wrens of the Reserves performing Continuous Naval Duty shall be the same as the regulation kit for wrens of the Regular Force.

(2) A wren of the Reserves on being drafted for a period of continuous naval duty shall be issued gratuitously with the difference between the regulation kit for a wren of her rank of the Regular Force, prescribed under article 11.30, and those articles issued under articles 11.41 and 11.42.

(3) On completion of a period of continuous naval duty, a wren who is continuing to serve in the Reserves on the Active List may retain the articles of kit issued in accordance with (2) of this article.

(4) Except as prescribed in (5) of this article, a wren who retains articles of kit in accordance with (3) of this article and who is drafted for a further period of continuous naval duty shall not again be issued gratuitously with the difference between the regulation kits prescribed in (2) of this article.

(5) A wren of the Reserves who is re-drafted for a period of continuous naval duty in a rank not previously held while on continuous naval duty, necessitating a change in class of uniform, shall be issued gratuitously with the articles of kit necessary to complete her regulation kit for her new rank in accordance with article 11.32 of this manual.

11.47 - RETENTION OF KIT ON RELEASE - WRENS OF THE RESERVES ON CONTINUOUS NAVAL DUTY

(1) On release, a wren of the Reserves on continuous naval duty shall return all items of clothing which were issued to her on temporary or permanent loan.

(2) When honourably released, a wren of the Reserves on continuous naval duty may retain those articles of kit issued to her as regulation kit provided she has completed a minimum of six months service on continuous naval duty.

(3) When released with less than six months' service on continuous naval duty, or under QRCN article 15.01 (Table), item 1 (misconduct) or item 2 (inefficiency) a wren of the Reserves on continuous naval duty may retain articles of kit as prescribed in paragraph (3) of article 11.36.

(Articles 11.48 to 11.59 inclusive: not allocated.)

Section 5 - Wrens of the Active Service Force

11.60 - CONDITIONS OF ISSUE

On entry in the Active Service Force, a wren shall be issued gratuitously with articles of kit appropriate to her rank as prescribed in articles 11.61 and 11.62.

11.61 - BASIC ISSUES

(1) All wrens

2	Blouses
*1	Brush, clothes
*1	Brush, shoe, black horsehair
*6	Collars, white, fold
2	Dresses, office, summer
2 pr.	Gloves, cotton, white
1 pr.	Gloves, leather, lined
*1	Holdall
*1	Housewife
2	Jackets, serge
1	Jacket, summer
1	Kit bag - small
1	Laundry bag
1	Overcoat
1 pr.	Overshoes
1	Raincoat
1 pr.	Rubbers
*1	Scarf, blue
2	Shields, dress
4	Shirts, white
1 pr.	Shoes, black pumps
1 pr.	Shoes, gym
2 pr.	Shoes, leather, black
1 pr.	Shorts, blue
1	Shoulderbag
2	Skirts, serge

* Pattern same as for men

- 1 Skirt, summer
- 1 pr. Slacks, working
- 2 Slips, white
- 2 pr. Socks, black
- 2 pr. Socks, white
- 2 pr. Stockings, black
- 2 pr. Stockings, taupe
- 1 Sweatercoat
- 1 Tee-shirt, white
- *2 Ties, black
- 1 Tie, bow
- *2 Towels, bath
- 1 Utility bag
- *2 Vests, uniform, cotton

(2) Wrens dressed in Class I uniform (wren chief petty officers and wren petty officers first class)

- 2 Covers, tricorne
- 2 Hats, tricorne

(3) Wrens dressed in Class II uniform (wren petty officers second class and below)

- 2 Caps, blue
- 2 Covers, cap

11.62 - SPECIAL ISSUES

(1) All wrens

(a) Badges - A wren shall be issued gratuitously with appropriate badges when she is granted a branch badge or promoted to a higher rank or awarded a miscellaneous badge. Instructions governing badges for wrens as prescribed in Section 6 of Chapter 9 shall apply. The quantity of badges to be issued to a wren shall be governed by the number of garments issued and requiring badges.

(b) Buttons - A wren shall be issued gratuitously with three buttons, uniform gilt, wren's 15/20-inch and four buttons, uniform, gilt wren's 9/16-inch to equip each dress, utility, issued to her.

(c) Cap ribbons - When a wren joins a ship or fleet establishment and a change in the name of the cap ribbon is necessary, she shall be issued gratuitously with two cap ribbons of the new ship or establishment.

(d) Manuals - A wren shall be issued gratuitously with instructional manuals, required for her duties, as prescribed in General Orders.

(2) Wrens of the cookery branch

- 4 Aprons, woman cook's
- 4 Caps, woman cook's

- 4 Dresses, utility
- 2 Hairnets
- 1 pr. Shoes, leather, black

(3) Wrens of the medical branch

- 2 Caps, laboratory
- 2 Dresses, utility

(4) Wrens of the steward branch

- 4 Dresses, utility
- 2 Hairnets

(5) Wrens employed in maintenance of aircraft; electrical, ordnance or motor equipment.

- 1 Suit, coverall, black

(6) Wren postal clerks, photographers, sailmakers and storeswomen

- 1 Smock, blue, woman's

(7) Motor transport drivers

- 1 pr. Gauntlets, woman's

(Articles 11.63 to 11.69 inclusive: not allocated)

Section 6 - Marking of Clothing

11.70 - METHODS OF MARKING

The clothes of a wren shall be marked with her name and official number in three-eighth inch block letters by means of:

- (a) stencilling in paint or marking ink;
- (b) metal stamps;
- (c) sewing in with worsted; and
- (d) embroidery on white tape for stitching to the garments.

11.71 - MARKING PROCEDURE

The garments listed in this paragraph shall be marked as follows:


- (a) blouses - on the inside of the bottom hem;
- (b) caps, blue - on the band, inside;

- (c) collars, fold - on the band at the back, inside;
- (d) covers - on the band inside;
- (e) dresses, utility - at the back of the neck, inside;
- (f) footwear - inside the upper;
- (g) gloves, leather and cotton - on the wrist, inside;
- (h) hats, tricorne - on the band, inside;
- (i) jackets - on the inside pocket;
- (j) overcoats and raincoats - inside on the right-hand side in a vertical position, with the first initial in line with the second buttonhole;
- (k) pyjamas, two-piece - at the back of the neck on the tops and at the back of the waistband on the trousers;
- (l) scarves - diagonally across the corner;
- (m) shirts, white, tee-shirts, sweatshirts and sweater-coats - on the back of the neckband, inside;
- (n) shoulderbags, suitcases, utility bags and laundry bags - on the side seam, inside;
- (o) skirts, slacks and shorts - on the back of the waistband, inside;
- (p) slips and smocks - vertically on the right seam under the arm;
- (q) stockings, socks and overstockings - on the top at the back, inside;
- (r) ties - inside folded portion of narrow end;
- (s) towels - at both ends horizontally.

11.72 - DECLARED CLOTHING

Articles which have been acquired by one wren from another, with the divisional officer's permission, shall be marked, at the time of transfer with the letters "DC" (declared clothing) by means of a stamp.

(Articles 11.73 to 11.99 inclusive: not allocated)



CHAPTER 12

DESCRIPTION OF NAVAL UNIFORMS FOR NURSING OFFICERS
WREN OFFICERS AND WRENSSection 1 - Jackets12.01 - JACKET, WORSTED SERGE, BLUE

(1) For Nursing Officers shall be of navy blue worsted serge or barathea of approved shade and weave. The jacket shall be single-breasted, fully lined, with notch collar and lapels, two-piece set-in sleeves, two-piece back and four-button front closure. Each forepart shall be three-piece and fitted with a dummy side pocket flap, the top of the front end of the flaps being in line with the bottom button and buttonhole. The left forepart shall be fitted with four 9/10-inch gilt uniform buttons.

(2) For Wren, Officers shall be of navy blue worsted serge of approved shade and weave. The jacket shall be four-button (three to button) double-breasted, with collar and lapels, two-piece set-in sleeves and a two-piece back with a five-inch vent at the bottom of each side seam. A double-jetted side pocket shall be placed on each forepart, in line with the bottom button and a welt pocket at the breast of the left forepart only. Four 9/10-inch gilt uniform buttons shall be sewn to each forepart. (Specification CLO 7-2-28).

(3) For Wrens - The design of this jacket shall be similar to the one described in (2) of this article, except that only three 7/8-inch brass uniform buttons shall be sewn to each forepart. (Specification CLO-7-2-15).

12.02 - JACKET, MESS DRESS

(1) For Nursing Officers shall be of navy blue rayon alpine material of approved shade and weave. The jacket shall be bodice and peplum type. The bodice shall be double-breasted, waist-length, form-fitting, with six 3/4-inch gilt uniform buttons on each forepart. A pocket shall be positioned at the breast of the back portion of the right forepart. The bodice shall have a three-piece back, one-piece sleeves, each fitted with a four-inch slide fastener opening along the lower portion of the seam and a cuff-attaching hook. Shoulders fitted for shoulder straps. The peplum shall be three-piece and 6 - 1/4 inches in depth. The upper portion of the bodice shall be lined to within two-inches below the bottom of the armholes. (Specification CLO-7-5-4).

(2) For Wren Officers shall be of navy blue material of approved shade and weave. The jacket shall be waist-length, with waistcoat neck opening, rounded front bottom corners, two-piece sleeves and fully lined. Each forepart shall be one-piece with a suppression dart extending from the shoulder, to just above the bust. The back

shall also be one-piece, with a waist suppression dart at each side. Three 3/4-inch short-shank gilt uniform buttons shall be evenly spaced diagonally on each forepart. (Specification CLO-7-3-32).

12.03 - JACKET, SUMMER

(1) For Nursing Sisters shall be of khaki wool rayon, tropical worsted or tropical weight gabardine of approved shade and weave. All other details shall be as prescribed in (1) of article 12.01.

(2) For Wren Officers shall be of navy blue wool rayon material of approved shade and weave. The jacket shall be single-breasted, fully lined, with notch collar and lapels, two-piece set-in sleeves, two-piece back and four-button front closure. A dummy double-jetted breast pocket and a set-in double-jetted side pocket shall be placed on each forepart. Four 3/4-inch gilt uniform buttons, shall be sewn on, 7/8 inch behind the front edge of the left forepart. (Specification CLO-7-2-34).

(3) For Wrens - Same as (2) of this article, except that the buttons shall be brass, non-polishable (lacquered).

12.04 - JACKET, BATTLEDRESS (WREN OFFICERS ONLY)

Shall be navy blue worsted serge of approved shade. Four-button fly-front, fully lined single-breasted blouse type, with open collar and lapels and two-piece set-in sleeves with sewn-on cuffs. A lined patch pocket with box-pleat and fly buttoning flap shall be positioned at the breast of each forepart. The bottom of the jacket shall be finished with a three-piece extension waistband fitted with a suppression strap and buckle at each side. (Specification CLO-7-2-14).

12.05 - JACKET, WORKING

Shall be of navy blue cotton drill of approved shade and weave. The jacket shall be four-button fly-front, single-breasted, unlined, with convertible collar and lapels, and a one-piece three-inch sewn-on waistband. The breast of each forepart shall be fitted with an outer patch pocket with box-pleat and buttoning flap, and an inner hanging pocket. The sleeves shall be two-piece, with a sew-on two-piece reinforcement placed at each elbow the bottom of each sleeve being finished with an opening and sewn-on buttoning cuff. The back shall be one-piece, with a suppression pleat at each side. A suppression strap and buckle shall be centred at each side of the waistband. (Specification CLO-9-2-2).

(Articles 12.06 to 12.09 inclusive: not allocated).

Section 2 - Skirts12.10 - SKIRT, WORSTED SERGE, BLUE

(1) For Nursing Officers shall be of navy blue worsted serge or barathea of approved shade and weave. The skirt shall be six-panel type, with a slide fastener opening at the left side and a change pocket centred with the seam joining the front centre panel and right front panel together, the pocket opening being in line with the waistband seam. The waistband shall be 1 - 5/8 inches in depth, with a 1 - 5/8-inch extension and a one-button and buttonhole closure.

(2) For Wren Officers shall be of navy blue worsted serge of approved shade and weave. All other details shall be as prescribed in (1) of this article.

(3) For Wrens - The shell material shall be as prescribed in (2) of this article and all other details as prescribed in (1) of this article. (Specification CLO-9-7-1).

12.11 - SKIRT, MESS DRESS

(1) For Nursing Officers shall be of navy blue rayon alpine material of approved shade and weave. The style of the skirt shall be the same as prescribed in (1) of article 12.10, omitting the change pocket. (Specification CLO-7-5-4).

(2) For Wren Officers - The style and material used, shall be as prescribed in (1) of article 12.10 and (2) of 12.10 respectively. (Specification CLO-9-7-1).

12.12 - SKIRT, SUMMER

(1) For Nursing Officers shall be of khaki wool rayon, tropical worsted or tropical weight gabardine of approved shade and weave. All other details shall be as prescribed in (1) of article 12.10.

(2) For Wren Officers shall be of navy blue wool rayon material of approved shade and weave. All other details shall be as prescribed in (1) of article 12.10. (Specification CLO-9-7-15).

(3) For Wrens - The style and material used shall be as prescribed in (2) of this article. (Specification CLO-9-7-15).

(Articles 12.13 to 12.19 inclusive: not allocated.)

Section 3 - Slacks12.20 - SLACKS, WORSTED SERGE, BLUE

(1) For Nursing Officers shall be of navy blue worsted serge or barathea of approved shade and weave. The slacks shall have a slide fastener opening at the left side and a two-piece sewn-on extension two-inch waistband with a two-button closure. The waistband shall be fitted with six belt loops and a belt of self material with prong buckle and five metal eyelets. A one-inch pleat facing outward and a pocket with vertical double-jetted opening shall be placed on each forepart. The bottom of the legs shall be cuffless and a buttoning suppression tab secured in each side seam. (Specification CLO-9-7-9).

(2) For Wren Officers shall be of navy blue worsted serge of approved shade and weave. All other details shall be as prescribed in (1) of this article, except that three black buttons shall be sewn on the back, directly above the bottom of the waistband, to act as retainer, in conjunction with the three buttonholes on the waistband fly of the jacket. (Specification CLO-9-7-9).

12.21 - SLACKS, COTTON DRILL, WOMAN'S

Shall be of navy blue cotton drill of approved shade and weave. The slacks shall have a slide fastener opening at the left side and two-piece sewn-on two-inch waistband with a two-button closure. A pocket shall be placed at the side of each forepart and a buttoning patch pocket on each hip. The legs shall be finished with plain bottoms. The six-inch suppression darts shall be placed at the top of each forepart and one at the top of each back portion. (Specification CLO-9-7-14).

(Articles 12.22 to 12.29 inclusive: not allocated).

Section 4 - Coats and Cape12.30 - OVERCOAT

(1) For Nursing Officers shall be of navy blue beaver of approved shade and weave. The overcoat shall be double-breasted, form-fitting military type, with convertible collar and two-piece set-in sleeves. Each forepart shall be fitted with four 9/10-inch gilt buttons and buttonholes and a set-in pocket with flap. The centre of the back shall be fitted with an inverted pleat five inches in width and flanked at each side by a suppression pleat. With ends inserted in the side seams, a belt 2 - 1/4 inches in width shall be centred across the waist. The right forepart shall be fitted with an inside breast pocket and a front closure tab stitched to the left facing. The foreparts shall be three-quarter lined and the back lined to the waist. Shoulders fitted for shoulder straps. (Specification CLO-12-3-3).

(2) For Wren Officers - As prescribed in (1) of this article with the following exceptions:

(a) Each forepart shall be fitted with five 9/10-inch gilt uniform buttons and buttonholes.

(b) The front closure tab shall be stitched to the right facing. (Specification CLO-12-3-6).

(3) For Wrens - As prescribed in (2) of this article with the following exceptions:

(a) The shell material shall be melton only.

(b) The buttons shall be brass, non-polishable (lacquered).

(c) No retaining loops on the shoulders.

12.31 - RAINCOAT

(1) For Nursing Officers - As prescribed in (2) of this article, but without hood or belt.

(2) For Wren Officers shall be of navy blue gabardine of approved shade and weave. The raincoat shall be single-breasted, with a four-button fly-front closure, two-piece raglan sleeves, all-around belt, detachable hood and convertible collar. The coat shall be fully lined, with a patch pocket and buttoning tab placed on each lining forepart, and a pass-through welted slash pocket opening placed on each forepart. The back shall be fitted with a vent. (Specification CLO-8-2-6).

(3) For Wrens - As prescribed in (2) of this article in all details. (Specification CLO-8-2-6).

12.32 - CAPE, NURSING OFFICER'S

Shall be of navy blue barathea or worsted serge of approved shade and weave, and fully lined with silk, rayon or crepe, dull gold in colour. The body of the cape shall be one-piece, with self-facings, stand-up military collar and two darts at each side of the neck opening, one forming the shoulder and the other above the bust. A cape securing strap shall be tacked on in line with the shoulder darts, directly below the collar lining. The collar closure shall be effected with two hooks and eyes, and a lion's head and fastening chain. The length of the cape shall be even with the finger tips, when the arms, hands and fingers are fully extended downward. (Specification CLO-13-3-2).

(Articles 12.33 to 12.39 inclusive: not allocated).

Section 5 - Dresses and Aprons12.40 - DRESS, COTTON, NURSING OFFICER'S

Shall be of light blue cotton drill of approved shade and weave. The dress shall be six-panel princess style, with Peter Pan collar, short sleeves with sewn-on cuffs and all around belt. Six 3/4-inch gilt uniform buttons shall be fitted through the eyelets of each forepart of the bodice. The upper nine inches of the seam joining the centre front and right front panels of the skirt portion of the dress shall be fitted with a slide fastener opening. A patch pocket shall be placed on each side panel of the skirt portion. Shoulders shall be fitted for shoulder straps. (Specification CLO-17-3-5).

12.41 - APRON, NURSING OFFICER'S

Shall be of white cotton poplin of approved weave. The apron shall be full skirt, five-panel style overlapping at the back and fitted with a patch pocket on each front side-panel, a bib and shoulder straps joined to the body with a waistband. Three buttonholes shall be centred on the right end of the waistband and two buttons and a buttonhole centred on the other end, the inner buttonhole at each end being used as retainer for a button sewn on three inches above the free end of each shoulder strap. The other two buttonholes and buttons shall be used as waist closure. (Specification CLO-17-2-2).

(Articles 12.42 to 12.49 inclusive: not allocated).

Section 6 - Caps and Cap Covers12.50 - CAPS(1) Nursing Officer's

(a) Balmoral shall be of navy blue fur felt of approved shade. The cap badge shall be positioned at the highest point of the rise. (Specification CLO-14-1-3).

(b) Veil, Nursing Officer shall be of white cotton organdie, one yard square with two-inch hem. (Specification CLO-2-7-1).

(2) Wren Officer's, Hat, Tricorne shall be of navy blue fur felt of approved shade. The front half of the hat band shall be of black Mohair 1 - 1/4 inches in width and the rear half of black millinery belting ribbon 1 - 3/8 inches in width. The edge of the brim shall be finished with a stitched outer welt (hem) 1/4 inch in width. (Specification CLO-2-5-1).

(3) Wrens, Cap, Blue shall be of navy blue fur felt of approved shade and blocked to form the crown, body and headband, the depth of the body and band being 2 - 1/4 and 1 - 5/8 inches in depth respectively for all sizes. The bottom of the headband shall be finished with a sweatband of millinery belting, securing one end of a Mohair chin stay 7/8 inch in width and 19 inches in length between the bottom edge of both bands. (Specification CLO-2-5-2).

12.51 - COVER

(1) Cover, Tricorne (Wren Officer) - The crown and body of the cover shall be of white vinyl coated material, the coated surface being embossed in a "pique" pattern. (Specification CLO-2-1-4).

(2) Cover, Hat, White - The crown and body of the cover shall be of white cotton "pique", the bottom of the body to be hemmed 1/8 inch in depth. (Specification CLO-2-1-2).

(Articles 12.52 to 12.59 inclusive: not allocated).

Section 7 - Accessories

12.60 - CAP RIBBON (WRENS)

Shall be of plain weave black cellulose rayon 1 - 1/8 inches in width and 40 inches in length. The ends of the ribbon shall be cut at an angle of 45°. The name of the ship shall be woven in gold colour letters 1/2 inch in height, the centre of the name being 14 inches from the right end of the ribbon. (Specification V-CLO-28).

12.61 - COLLAR

(1) Collar, Nursing Officer's shall be of white cotton cambric, starched, with neckband and fall. The fall shall be 2 - 3/8 inches in depth at the back and 2 - 1/8 inches at the front, with 1/2 inch radius rounded corners. (Specification CLO-4-4-2).

(2) Wren Officer's and Wren's, Collar, White shall be of white cotton cambric, starched, with neckband and fall, the depth of the fall being 1 - 3/4 inches at the back and 2 - 1/2 inches at the pointed ends. (Specification CLO-4-4-1).

12.62 - CUFFS, NURSING OFFICER'S

Shall be of white cotton cambric. The cuffs shall be 3 - 3/4 inches in depth by ten inches in width at the top and eight inches at the bottom. Specification CLO4-5-1).

12.63 - GLOVES

(1) Nursing Officers

(a) Gloves, Leather, Unlined shall be black, slip-on type, with three rows of silking. (Specification CLO-10-1-3).

(b) Gloves, Leather, Lined shall be black, slip-on type, with a small side gore, three rows of silking and a woolknit lining. (Specification CLO-10-1-4).

(2) Wren Officers and Wrens

(a) Gloves, Leather, Unlined - Same as prescribed in (1) (a) of this article, but brown in colour. (Specification CLO-10-1-3).

(b) Gloves, Leather, Lined - Same as prescribed in (1) (b) of this article, but brown in colour. (Specification CLO-10-1-4).

(c) Gloves, Cotton, White shall be of white cotton knit material, slip-on type, with three rows of silking. (Specification CLO-10-1-5).

12.64 - SWEATERS

(1) Cardigan, Nursing Officer's shall be navy blue of approved shade. The cardigan shall have short sleeves, an eight-button and buttonhole front closure buttoning to the neck and knit-on cuffs and waistband. The body and sleeves shall be plain knit (jersey) and the cuffs and waistband two x two rib. The neckband and button-buttonhole stands shall be of two-ply knit and merrowed to the body. (Specification CLO-3-4-3).

(2) Wren Officer's and Wren's - Sweatercoat shall be navy blue of approved shade. The sweatercoat shall have long sleeves, an eight-button and buttonhole front closure buttoning to the neck and knit-on cuffs and waistband. The body and sleeves shall be plain knit (jersey) and the cuffs and waistband two x two rib. The neckband and button-buttonhole stands shall be of two-ply one x one rib, merrowing both ends of the stands. (Specification CLO-3-4-1).

12.65 - SCARF

(1) Nursing Officer's and Wren Officer's shall be of white silk, rayon or wool.

(2) Wrens

(a) Scarf, Blue, Woman's shall be navy blue of approved shade. The scarf shall be of wool, worsted spun and plain (jersey) circular knit. The scarf shall be 45 inches in length by 7 - 1/2 inches in width. (Specification CLO-4-2-2).

(b) Scarf, White shall be of white spun rayon material 44 inches in length, by 18 inches in width. (Specification CLO-4-2-1).

12.66 - CUMMERBUND, BLACK OR GOLD (WREN OFFICER'S)

Shall be of rayon acetate satin, black or gold in colour. Three pleats, one-inch in depth and overlapping each other 1/2 inch, shall be placed along the lower portion of the outer ply and a cash pocket placed one inch below the top of the inner ply. The closure shall be effected with four hooks and eyes. (Specification CLO-7-5-10).

12.67 - BELT, NURSING OFFICER'S

Shall be of black leather with a circular clasp. The clasp shall be embossed with a wreath of laurel around the edge, with an anchor surmounted by a crown in the centre.

12.68 - NECKTIE

(1) For Nursing Officers shall be of plain black wool material, four-in-hand style.

(2) Wren Officer's

(a) Tie, Black shall be black and of approved material. The overall length of the tie shall be 45 inches. The width at the narrow end shall be two inches, and the width at the wide end shall be 3 - 3/4 inches. The centre portion of 7 - 1/2 inches shall be one inch in width. (Specification V-CLO-61).

(b) Tie, Bow (Mess Dress) shall be of black rayon acetate satin. The overall length of the tie shall be 34 inches. Each end of the tie shall be 1 - 1/4 inches in width, tapering gradually to 3/4 inch for 6 - 1/2 inches. (Specification CLO-4-6-7).

(c) Tie, Bow (Summer) shall be of black rayon acetate satin. The bow tie shall be 11 - 1/2 inches over all by 1 - 5/8 inches in depth at the centre, widening gradually along top and bottom 3 - 1/2 inches, to within 1 - 1/8 inches from each end, then tapered to a point. A stud - fastener portion shall be centered on the under ply of the bow, 2 - 1/2 inches from each end. (Specification CLO-4-6-8).

(3) Wren's

(a) Tie, Black - Same as prescribed in (2) (a) of this article. (Specification V-CLO-61).

- (b) Tie, Bow (Summer) - Same as prescribed in (2) (c) of this article. (Specification CLO-4-6-8).

(Article 12.69: not allocated.)

12.70 - SHIRT

(1) Nursing Officer's

(a) White shall be of white cotton broadcloth. The shirt shall have an attached fused collar, long sleeves with buttoning cuffs and patch pocket at the breast of the left forepart. The waist of the shirt shall be suppressed with four darts. The front closure portion of the right forepart shall be finished with a double placket fitted with five buttonholes.

(b) Khaki shall be of khaki cotton broadcloth. The shirt shall have an attached fused collar, two breast patch pockets with buttoning flaps and long sleeves with buttoning cuffs.

(2) Wren Officer's, Shirt, White shall be of white cotton broadcloth. The shirt shall have long sleeves with cuffs and no collar. The cuffs may be single buttoning type, or double with buttonholes. (Specification CLO-5-3-7).

(3) Wrens

(a) Shirt, White - As prescribed in (2) of this article. (Specification CLO-5-3-7).

(b) Shirt, Working shall be of navy blue cotton chambray of approved shade. The shirt shall have an attached collar, two buttoning breast patch pockets without flaps and long sleeves with buttoning cuffs. (Specification CLO-5-3-18).

12.71 - BLOUSE

Shall be of white rayon crepe, shirt-type, having short sleeves with cuffs and a collar that may be worn closed or open. The back shall have a yoke 4 - 1/4 inches in depth along the top and a band four inches in depth along the bottom. Four pleats shall be centred along the portion of the back between the yoke and band, and a dart centred along the lower portion of each forepart. A shoulder pad shall be placed under each shoulder. (Specification CLO-7-3-4).

12.72 - SHORTS, BLUE

Shall be of navy blue cotton drill of approved shade and weave. The shorts shall be made with a two-inch sewn-on waistband, an opening with a five-button closure at each side, a cash pocket centred in the waistband seam portion of the right forepart, a dart on each back portion proper, and stitched front creases. (Specification CLO-1-1-3).

12.73 - STOCKINGS

(1) Nursing Officer's - Off-black shade or beige shade with khaki uniform. (Specification CLO-6-4-5).

(2) Wren Officer's and Wren's

(a) Black - Black stockings in issue weight shall be worn on duty with navy blue serge uniform. A lighter weight may be worn off duty, but not exceeding a day-time walking sheer.

(b) Taupe - Taupe stockings in issue weight shall be worn on duty with summer uniforms. A lighter weight may be worn off duty, but not exceeding a day-time walking sheer.

12.74 - SHOES

(1) For Nursing Officers

(a) Oxford, with plain toe vamp, fibre and leather heelbase with rubber heel and black in colour.

(b) Pumps, black suede or kid, spectator style, plain.

(2) Wren Officer's and Wren's

(a) Shoes, Leather shall be low quarter, blucher style with plain toe vamp, fibre and leather heelbase with rubber heel and black in colour. (Specification CLO-11-3-4).

(b) Black calf leather pumps of a standard design with plain toe and heels of medium height, may be worn by wren officers and wrens in uniform, when attending social functions.

(c) Shoes, Gym shall be laced-to-toe shoe, with bleached cotton duck upper, white gum rubber outsole and sponge cushion insole. (Specification CLO-11-2-3).

12.75 - RUBBERS

Shall be black slip-on, low rubber. (Specification CLO-11-3-5).

12.76 - OVERSHOES

(1) Overshoes, Rubber - Rubber overboot with concealed slide fastener opening on inner side. (Specification CLO-11-4-2).

(2) Overshoes, Jersey - Wool jersey overboot with concealed slide fastener opening on inner side. (Specification CLO-11-4-3).

12.77 - PURSE

(1) Nursing Officer's - Black leather, envelope style, with shoulder strap.

(2) Wren Officer's and Wren's - Shoulderbag - Black leather, with piped seams, slide fastener closure and adjustable shoulder strap fitted with a sliding leather shoulder pad lined with black rayon bengaline. The bag shall be fitted with a leather inside pocket, and a change leather purse lined with black rayon bengaline. (Specification CLO-8-1-2).

(Articles 12.78 to 12.99 inclusive: not allocated.)

CHAPTER 13

ORDERS, DECORATIONS AND MEDALS

~~SECTION 1—WEARING OF ORDERS, DECORATIONS AND MEDALS~~ *CH 2/2*

13.01 Order of Precedence

(1) The following list shows the order in which orders, decorations and medals should be worn. It in no way affects the precedence conferred by the statutes of certain orders upon the members thereof.

Victoria Cross
George Cross

British Orders of Knighthood, etc.

Order of the Garter	<i>See Note 1</i>
Order of the Thistle	<i>See Note 1</i>
Order of St. Patrick	<i>See Note 1</i>
Order of the Bath	
Order of Merit (immediately after Knights	
Grand Cross of the Order of the Bath)	<i>See Note 1</i>
Order of the Star of India	
Order of St. Michael and St. George	
Order of the Indian Empire	
Order of the Crown of India	<i>See Note 1</i>
Royal Victorian Order (Classes I, II and III)	
Order of the British Empire (Classes I, II and III)	
Order of the Companions of Honour	
(immediately after Knights and Dames Grand	
Cross of the Order of the British Empire)	<i>See Note 1</i>
Distinguished Service Order	
Royal Victorian Order (Class IV)	
Order of the British Empire (Class IV)	
Imperial Service Order	
Royal Victorian Order (Class V)	
Order of the British Empire (Class V)	

(Note: The above applies to those orders of similar grades. When the miniature or riband of a higher grade of a junior order is worn with that of a lower grade of a senior order, the higher grade miniature or riband should come first, e.g., the miniature or riband of a KCIE, will come before a CB and a GCMG before KCB. The riband of orders, when the riband alone is worn, will be of the width of the ribands of the membership of the order. If there is no membership class, the riband will be of the width of the riband of the companionship of the order.)

(2) Baronet's Badge.—The badge is worn suspended round the neck by the riband in the same manner as the neck badge of an order and takes precedence immediately after the badge of the Order of Merit. It is not worn in miniature, and the riband is not worn with "Service" dresses.

Art. 13.01 Order of Precedence—Cont'd.

(3) Knights Bachelor's Badge.—The badge is worn after the Star of a Knight Commander of the Order of the British Empire. It is not worn in miniature and is not worn with "Service" dresses.

(4) Indian Order of Merit (Military) *See Note 2*
Decorations

Royal Red Cross (Class I)
Distinguished Service Cross
Military Cross
Distinguished Flying Cross
Air Force Cross
Royal Red Cross (Class II)
Order of British India
Order of St. John
Albert Medal

Medals for Gallantry and Distinguished Conduct

Distinguished Conduct Medal
Conspicuous Gallantry Medal
George Medal
Edward Medal
Distinguished Service Medal
Military Medal
Distinguished Flying Medal
Air Force Medal
Medal for saving life at sea *See Note 3*
British Empire Medal *See Note 4*
Canada Medal

Campaign Stars and War Medals

First World War, 1914-1919
1914 Star
1914-1915 Star
British War Medal
Mercantile Marine War Medal
Victory Medal
Territorial Force War Medal
India General Service Medal (1908) (for operations in Afghanistan 1919)
Second World War, 1939-1945
1939-1945 Star
Atlantic Star
Air Crew Europe Star
Africa Star
Pacific Star
Burma Star
Italy Star
France and Germany Star
Defence Medal
Canadian Volunteer Service Medal
War Medal 1939-1945
Oak Leaf Emblem (for wear on 1939-1945 War Medal)
Naval General Service Medal (1915)

Art. 13.01 Order of Precedence—Cont'd.

The order of wearing of the India General Service Medal (1908), Naval General Service Medal (1915), General Service Medal (Army and Royal Air Force) (1918) and India General Service Medal (1936) will vary, and will depend upon the dates of campaigns in which the recipient participated.

For example, those awarded the Naval General Service Medal (1915) for service in Palestine 1936-1939, who now qualify for a clasp for service in parts of South East Asian Command or for minesweeping or mine and bomb disposal after the end of hostilities 1939-1945, will not alter the position of the ribbon which will be worn before those of campaign stars etc., 1939-1945. Those who qualify for the Naval General Service Medal (1915) for the first time, through service since the end of hostilities 1939-1945, will wear the ribbon after those awarded for service 1939-1945.

Jubilee, Coronation Medals

King George V's Silver Jubilee Medal 1935

King George VI's Coronation Medal 1937.

Efficiency and Long Service Decorations and Medals

RCN Long Service and Good Conduct Medal

The Volunteer Officers Decoration

Royal Canadian Navy (Reserve) Long Service and Good Conduct Medal

Canadian Forces Decoration

Foreign Orders (in order of date of award)

Foreign Decorations (in order of date of award)

Foreign Medals (in order of date of award)

(5) *Mention in Despatches, 1914-1919.* The emblem of bronze oak leaves denoting a mention in despatches during the First World War, 1914-1919, is worn on the riband of the Victory Medal.

(6) *Mention in Despatches, 1920-1939.* The single bronze oak leaf emblem, if granted for service in operations between the two World Wars, is worn on the riband of the appropriate General Service Medal. If a general service medal has not been granted, the emblem is worn directly on the coat after medal ribands. (See note 5).

(7) *Mention in Despatches, 1939-1945.* The single bronze oak leaf emblem signifying in the armed forces and the merchant navy, either a mention in despatches, a King's commendation for brave conduct, or a King's commendation for valuable service in the air, if granted for service in the second world war, 1939-1945, is worn on the riband of the War Medal 1939-1945. If the War Medal has not been granted, the emblem is worn directly on the coat, after medal ribands. (See note 5).

(8) *Mention in Despatches, 1945, and subsequently.* The single bronze oak leaf emblem, if granted for service in operations after the cessation of hostilities in the second world war, is worn on the riband of the appropriate General Service Medal. If a General Service Medal has not been granted, the emblem is worn directly on the coat after medal ribands. (See note 5).

Art. 13.01 Order of Precedence—Cont'd.

(9) A single bronze oak leaf emblem is also used in the forces to denote a King's commendation for brave conduct or a King's commendation for valuable service in the air, granted since the cessation of hostilities in the second world war.

(Notes.—1. *These orders are not worn in miniature.*

2. *The Indian Order of Merit (Military and Civil) is distinct from the Order of Merit instituted in 1902.*

3. *The official medal awarded previously on the recommendation of the Board of Trade, Minister of Shipping, or Minister of War Transport and now on the recommendation of the Minister of Transport.*

4. *Formerly the Medal of the Order of the British Empire for Meritorious Service; also includes the Medal of the Order awarded before 29 December, 1922.*

5. *If there are no medal ribands, the emblem is worn in the position in which a single riband would be worn.)*

13.02 Medals Awarded by Societies

Medals awarded by a society for bravery in saving human life, if specially authorized to be worn, are to be worn on the right breast similarly to those on the left and on the same horizontal line. If the Stanhope Gold Medal is awarded to an officer or man by the Royal Humane Society, it is to be worn in place of and not in addition to, a silver medal previously granted.

13.03 Method of Wearing Orders, Decorations and Medals

(1) Orders, which are worn on the breast, decorations and medals shall be worn on the left breast in one horizontal line suspended from a removable bar, no part of which is to be visible. The bar shall be attached to the uniform immediately above the top row of ribbons and the inner end of the bar must not project beyond the turn (inner angle) of the lapel or the inner edge of the collar in the case of men wearing class II uniform.

(2) Each medal shall be suspended by its ribbon from the bar beginning with the senior at the end furthest from the shoulder (inner end).

(3) Medals shall be worn obverse outwards, i.e. the head of the sovereign showing.

(4) Medals are to hang in order that they may be fully visible, however, when because of the number worn, this is not possible, they shall be overlapped with the senior medal showing in full.

(5) Medals shall be mounted in order that the lower edges (or the lowest point of a star) are in one horizontal line. The lengths of ribbons shall be regulated so that the ribbon exposed on the War Medal shall normally be 1½ inches, but when one or more larger medals are worn, the ribbon on the war medal may be increased in length so that 1 inch of ribbon is exposed on the largest medal.

Art. 13.03 Method of Wearing Orders, Decorations and Medals—Cont'd.

- (6) (a) When a single clasp only is worn it shall be attached so that there is one half inch of clear ribbon showing between the top edge of the ribbon and the clasp.
- (b) When two or more clasps are worn on any ribbon they are to be attached in the order earned, the one first earned being nearest the medal. The length of the ribbon must be adjusted if necessary, so that there is never less than one half inch of clear ribbon showing between the top of the ribbon and the highest clasp.
- (7) Medals shall be worn loose, unless there is such a number as to necessitate overlapping, in which case they may at the option of the wearer be worn in the court method. In the court method the ribbons are mounted on a frame of which the lower edge is in line with the centre of the decorations and medals. Commencing from the lower edge of the frame each ribbon runs over the upper edge and down to the ring of the decoration or medal. The decorations and medals are stitched down to the ribbons.
- (8) When orders, decorations and medals are worn, the ribbons which are sewn to the jacket shall not be exposed.

ARTICLE 13.03 (Table)—ORDERS, DECORATIONS AND MEDALS WORN WITH UNIFORM

Dress	Knights Grand Cross and Knights Grand Commanders ±	Knights Commanders	Commanders of all Orders and Companions of orders of the Bath, Saint Michael and Saint George, Star of India, and Indian Empire.	Companions of other Orders and Members of Orders.	Officers who are not Members of Orders.
No. 2B Ball Dress	Broad riband and badge + across the waistcoat. Star or Stars (2) Miniature badges, decorations and medals on lapel.	Senior * riband and badge (1) around neck. Star or Stars (2), Miniature badges, decorations and medals on lapel.	Senior * riband and badge (1) around neck. Miniature badges, decorations and medals on lapel.	Miniature badges, decorations and medals on lapel.	Miniature decorations on lapel.
No. 3 Blue Ceremonial Dress	Broad riband and badge + over shoulder. Star or Stars (4) Decorations and Medals on breast.	Senior * and second senior riband and badges round neck (2). Star or stars (4). Decorations and medals on breast.	Senior * and second senior riband and badges round neck (2). Decorations and medals on breast.	Badges, decorations and medals on breast.	Decorations and medals on breast.
No. 4 Blue Dress	Star or Stars (2) Decorations and medals on breast.	Senior * riband and badge (1) round neck. Star or Stars (2) Decorations and medals on breast.	Senior * riband and badge (1) round neck. Decorations and medals on breast.	Decorations and medals on breast.	Decorations and medals on breast.
No. 5 Blue Service Dress	Star (1) optional. Ribbons on breast.	Star (1) optional. Ribbons on breast.	Ribbons on breast.	Ribbons on breast.	Ribbons on breast.
No. 5B Battle Dress	Ribbons on breast.	Ribbons on Breast.	Ribbons on breast.	Ribbons on breast.	Ribbons on breast.
No. 6A Mess Dress	Miniature badges, decorations and medals on lapel.	Miniature badges, decorations and medals on lapel.	Miniature badges, decorations and medals on lapel.	Miniature badges, decorations and medals on lapel.	Miniature decorations and medals on lapel.
No. 7 Mess Undress	Ribbons of miniature badges, decorations and medals on breast. lapel.	Ribbons of miniature badges, decorations and medals on lapel.	Ribbons of miniature badges, decorations and medals on lapel.	Miniature ribbons of badges, decorations and medals on lapel.	Ribbons of miniature decorations and medals on lapel.

ARTICLE 13.03 (Table) *Cont'd.*

No. 8	White Ceremonial Dress	Broad riband and badge +over shoulder. Star or Stars (4). Decorations and medals on breast.	Ribands and badges (3) round neck, emerging between buttons. Star or Stars (4). Decorations and medals on breast.	Ribands and badges (3) round neck, emerging between buttons. Decorations and medals on breast.	Badges, decorations and medals on breast.	Decorations and medals on breast.
No. 9A	White Dress	Star or Stars (2). Decorations and medals on breast.	Senior * riband and badge (1) round neck. Star or Stars (2). Decorations and medals on breast.	Senior * riband and badge (1) round neck. Decorations and medals on breast.	Decorations and medals on breast.	Decorations and medals on breast.
No. 10	White Service Dress	Star (1) optional. Ribbons on breast.	Star (1) optional. Ribbons on breast.	Ribbons on breast.	Ribbons on breast.	Ribbons on breast.
No. 11A	White Mess Dress	Miniature badges, decorations and medals on lapel.	Miniature badges, decorations and medals on lapel.	Miniature badges, decorations and medals on lapel.	Miniature badges, decorations and medals on lapel.	Miniature decorations and medals on lapel.
No. 12	White Mess Undress	Ribbons of miniature badges, decorations and medals on lapels.	Ribbons of miniature badges, decorations and medals on lapel.	Ribbons of miniature badges, decorations and medals on lapel.	Miniature ribbons of badges, decorations and medals on lapel.	Ribbons of miniature decorations and medals on lapel.
No. 15	Khaki Service Dress	Ribbons on breast.	Ribbons on breast.	Ribbons on breast.	Ribbons on breast.	Ribbons on breast.

+ Badges of Knights Grand Cross are only to be worn on Broad Ribands over the shoulder and never round the neck.

* Unless a junior or foreign is more appropriate.

± Knights Grand Cross and Knights Grand Commanders who are also Knights Commander, Commanders or Companions of other orders should wear the additional insignia in accordance with the instructions for those grades.

- (1) Nor more than one.
- (2) Not more than two.
- (3) Not more than three.
- (4) Not more than four.

13.04—Method of Wearing Ribbons When Decorations, Medals and Orders Are Not Worn**(1) Officers***Men Dressed in Class I Uniform*

- (a) When orders, decorations and medals are not worn, ribbons one-half inch in length shall be worn on the left breast. Officers and men having five or more rows of ribbons may, at their option, reduce the length of the ribbons to three-eighths inch.
- (b) When the space is not sufficient to accommodate the ribbons in one row, they shall not be made to overlap, but shall be arranged in two or more rows placed one immediately under the other.
- (c) When two or three rows of ribbons are worn they shall be separated by an interval of one-quarter inch and, when more than three rows are worn, the interval may be reduced to one-eighth inch.
- (d) Ribbons shall be worn without intervals, shall be clearly visible, with none placed under the lapel, and should be arranged in as few rows as possible.
- (e) With officers' Dress No. 5 and men's Dress Nos. 2, 3 and 4, ribbons shall be sewn plain on the cloth of the uniform. However, the wearing of medal ribbons on men's Dress No. 4 is optional.
- (f) With officers' Dress No. 5B and men's and officers' Dress No. 15, ribbons shall be sewn plain on the cloth of the uniform or placed on a removable bar or bars.
- (g) With officers' Dress No. 10 and men's Dress No. 7, ribbons shall be mounted on a removable bar or bars.
- (h)
 - (i) Except on officers' Dress Nos. 5B and 15 and men's Dress No. 15, the upper edge of the top row of ribbons shall be worn not less than $2\frac{1}{2}$ and not more than $3\frac{1}{2}$ inches below the shoulder seam.
 - (ii) On officers' Dress Nos. 5B and 15 and men's Dress No. 15, the bottom row of ribbons shall be placed immediately above the left breast pocket and shall not extend beyond the width of the pocket.
 - (iii) When more than one row of ribbons are worn on officers' Dress Nos. 5B, 10 and 15 and men's Dress Nos. 7 and 15, no row shall contain more ribbons than the row below.

(2) Men Dressed in Class II Uniform

- (a) When orders, decorations and medals are not worn, ribbons one-half inch in length shall be worn on the left breast.
- (b) When the space is not sufficient to accommodate all ribbons in one row, they shall not be made to overlap, but shall be arranged in two or more rows placed one immediately under the other.
- (c) When two or more rows of ribbons are worn, they shall be separated by an interval of one-eighth inch.
- (d)
 - (i) All ribbons shall be worn without intervals.
 - (ii) No row shall contain more ribbons than the row below. The top row may consist of one ribbon only.

- (iii) The whole display shall be as symmetrical as possible above the vertical.
- (e) (i) On Dress Nos. 2, 3 and 4, ribbons shall be sewn plain on the cloth of the uniform.
- (ii) With Dress No. 7, ribbons shall be mounted on a removable bar or bars.
- (f) On Dress Nos. 2, 3, 4 and 7, the upper edge of the top row of ribbons shall be $4\frac{1}{2}$ inches below the point of the shoulder.

(Note—This article shall be read in conjunction with Article 13.03—"Method of Wearing Orders, Decorations and Medals".)


13.05 Miniatures of Orders, Decorations and Medals (Officers)

(1) Miniatures of orders, decorations and medals shall be arranged on one bar in the same manner and order as the full-sized. Knights Grand Cross, Knights Grand Commanders, Knights Commanders and Commanders will wear on the bar, senior to all other decorations, etc., except the Victoria Cross and George Cross, the miniature badges of the order, or orders to which they belong. Only one set of miniatures need be maintained. The miniature of Companionship will not be removed when the ribbon or badge is worn by Knights Grand Cross, Knights Grand Commander, Knights Commanders, etc. All miniatures are to be of the approved standard size, viz. $\frac{1}{2}$ the size of the full sized order, decoration or medal. The lengths of ribbons shall be regulated so that the ribbon exposed on the War Medal shall normally be $1\frac{1}{4}$ inches, but when one or more larger medals are worn, the ribbon of the war medal may be increased in length so that $\frac{3}{4}$ inch of ribbon is exposed on the largest medal.

- (2) (a) When a single clasp only is worn it shall be attached so that there is $\frac{3}{8}$ inch of clear ribbon showing between the top edge of the ribbon and the clasp.
- (b) When two or more clasps are worn on any ribbon they shall be attached in the order earned, the one first earned being nearest the medal. The length of the ribbon may be adjusted if necessary so that there is never less than $\frac{3}{8}$ inch of clear ribbon showing between the top of the ribbon and the highest clasp.

(3) With ball dress, mess dress and white mess dress, miniatures shall be worn on one horizontal bar on the lapel, $\frac{1}{2}$ inch below the horizontal edge of the lapel, of blue jackets and in a corresponding position of the lapel of white jackets. They shall not extend beyond the lapel on the inner side but may extend beyond the lapel towards the shoulder if necessary.

(4) Miniatures shall hang so that they are fully visible, however, due to the number worn this is not possible, they shall be overlapped, the senior miniature showing in full.



(5) Miniature ribbons shall be worn on a bar or bars on the lapel of mess undress and white mess undress. The length of the ribbons shall be $\frac{3}{8}$ inch. Miniature ribbons shall not overlap and when due to the number worn, they cannot all be mounted on one bar, two or more bars shall be worn. No bar shall contain more than 10 ribbons. They shall be worn on the lapel $\frac{1}{2}$ inch below the horizontal edge of the lapel of blue jackets and in a corresponding position on the lapel of white jackets, except when there is more than one row in which case the top row shall be $\frac{1}{2}$ inch below the horizontal edge of the lapel and there shall be $\frac{1}{8}$ inch between rows. Bars may extend beyond the lapel toward the shoulder but may not extend over the lapel on the inner side.

13.06 Wearing of Orders, Decorations and Medals with Plain Clothes

(1) Knights Grand Cross and Knights Commanders on all occasions when wearing the stars of orders will also wear a riband and badge.

(2) The following are the occasions upon which orders, miniature decorations and medals are to be worn with full evening dress:

- (a) at all parties and dinners when any of the following members of the Royal family are present,

 Their Majesties—

 The Queen

 The Queen Mother

 Their Royal Highnesses—

 The Duke of Edinburgh

 The Princess Margaret

 The Duke and Duchess of Gloucester

 The Princess Royal

 The Duke of Windsor

 The Duchess of Kent

 Prince Arthur of Connaught

 Princess Alice, Countess of Athlone

(Note: the host should notify his guests if any of these members of the royal family will be present.)

- (b) at all parties and dinners when His Excellency the Governor General is present,

- (c) at all parties and dinners given in houses of ambassadors and ministers accredited to the court, unless otherwise notified by the ambassador or minister concerned,

(Note: a decoration of the country concerned should be worn in preference to a British one, and if both are worn, the former should take precedence over the latter.)

- (d) at all official dinners and receptions, including naval, military and air force dinners and public dinners, and

(Note: the word "decorations" on the invitation card to be the intimation from the host that the entertainment is an official one.)

Art. 13.06 Wearing of Orders, Decorations and Medals with Plain Clothes—Cont'd.

(e) on official occasions when entertained by—

Cabinet Ministers
Ex-Cabinet Members
Knights of the Order of the Garter
Knights of the Order of the Thistle
Knights of the Order of St. Patrick
Great Officers of State and of the Queen's Household
Lord Mayors and Mayors
Lord Provosts and Provosts

(Note: the word "decorations" on the invitation card to be the intimation from the host that the entertainment is an official one.)

(3) Instructions in paragraph 2 of this article shall not affect, in any way, the practice of the Knights of the Orders of the Garter, Thistle and St. Patrick, and members of the Order of Merit, the Order of the Crown of India and the Order of the Companions of Honour wearing their insignia in accordance with previous custom.

(4) The Queen has approved, as a temporary measure, on all occasions when orders, decorations and medals are worn with evening dress, that miniatures shall be worn with dinner jackets by those officers not in possession of full evening dress. Neck badges will not be worn with dinner jackets, but these insignia may be worn in miniature with decorations and medals on the left side of the coat. Stars of orders will not be worn with dinner jackets.

(5) Officers may also, should they wish to do so, wear insignia of orders, decorations and medals with morning dress on appropriate official occasions and at public functions.

(6) Retired officers are authorized to wear insignia of orders, decorations and medals with plain clothes under the same conditions as officers on the active list.

13.07 Wearing of Miniatures of Decorations when Insignia Has Not Been Presented at an Investiture.

The Queen has approved the wearing of miniatures of decorations by persons to whom they have been awarded, even though the insignia may not have been presented at an investiture.

13.08 Orders, Decorations and Medals—Nos. 2B, 3 and 4 Dresses (Officers)**(1) Collar of an Order**

With No. 3 dress, the collar of an order shall be worn secured to the shoulder straps by white silk bows. On such occasions shoulder straps should be worn as follows:

(a) *Officers entitled to wear the aiguillette*—The aiguillette strap which carries the aiguillette shall be worn on the appropriate side and on the other side a plain aiguillette strap shall be worn.

(b) *Other officers*—a pair of shoulder straps, appropriate to the rank of the wearer.

(2) Broad Riband of an Order

(a) With No. 2B dress, the broad riband of an order shall be worn under the coat and over the waistcoat.

(b) With No. 3 dress, the broad riband of an order shall be worn over the appropriate shoulder. Officers entitled to the aiguillette shall wear the riband under the shoulder strap of the aiguillette, if on the appropriate shoulder.

(3) *Stars of Orders*

- (a) When two stars are worn, they are placed one directly above the other, the star of the senior order being in the upper position. When three stars are worn, the star of the senior order is worn above and the stars of the two junior orders beneath in line with each other, the star of the second order being towards the wearer's right; but, if in this position the star's interfere with the riband, the stars of the senior order and second order may be worn above in line with each other, the star of the senior order being towards the wearer's right, and the star of the third order beneath. When four stars are worn, the star of the senior order is worn above, the stars of the second and third orders beneath in line with each other, the star of the second order being towards the wearer's right, and the star of the fourth order beneath, directly below the star of the senior order. Not more than four are worn and the order in which they are worn shall be as prescribed in Article 13.01.
- (b) With No. 3 Dress, four stars of orders may be worn. When only one star is worn, it shall be worn in the centre line of the breast pocket of the coat or tunic with the upper point not less than one inch below the lip of the pocket. When two stars are worn, the upper point of the next senior star shall be not less than one inch below the lower point of the senior star. When three or four stars are worn, it is necessary to re-position the senior star so that the second senior star is clear of the top left-hand button of the coat of No. 3 dress; the senior star may then be worn with its upper point half an inch above the lip of the breast pocket.
- (c) With Nos. 2B and 4 dresses, the wearing of stars of orders is limited to two.

(4) *Insignia of Orders worn round the neck.*

- (a) With No. 3 dress two ribands and badges shall be worn round the neck. These ribands shall be worn, except by chaplains, with a turn-down white collar and day tie, over the tie. A wing collar and bow tie shall only be worn in the evening when the riband shall be worn as prescribed in (c) of this paragraph. The senior badge with a full size riband shall be worn immediately below the knot of the tie, the riband being worn inside the collar. The next senior badge shall be worn with a full size riband immediately below the senior badge, the lower part of the badge resting on the cross of the lapel of the coat. Chaplains will wear these badges with the clerical collar.
- (b) With No. 4 dress the senior riband and badge only shall be worn round the neck and shall be worn as in No 3 dress.
- (c) With No. 2B and No. 3 dress (when worn in the evening), the riband shall be worn outside the collar, but under the tie, the badge hanging as close as possible below the bow tie.

(Note: The collar and riband of an order are never worn together.)

13.09 Orders, Decorations and Medals—Nos. 8 and 9A Dresses (Officers)

(1) Orders, decorations and medals shall be worn with white ceremonial dress (No. 8) as prescribed for blue ceremonial dress (No. 3) except that:

- (a) the collar of an order is secured to the normal shoulder straps of rank worn in this dress;
- (b) the broad riband of an order is worn under the normal shoulder strap of rank worn in this dress;
- (c) ribands and badges of orders up to three in number, may be worn round the neck, the senior riband being worn round the neck inside and under the collar of the tunic so that the badge hangs three-quarters of an inch below the collar, other badges emerging between the buttons of the tunic, the next senior badge being one inch below the senior badge.

(2) Orders, decorations and medals shall be worn with the White Dress (No. 9A) as prescribed for No. 4 dress, except that the senior badge shall be worn around the neck as in No. 3 dress. (Articles 13.10 to 13.17 inclusive: not located.)

CHAPTER 14

SPECIAL ARTICLES OF CIVILIAN DRESS WITH NAVAL SIGNIFICANCE

14.01 The articles described in this chapter may be worn as civilian clothing at the option of the wearer when civilian clothing is authorized to be worn.

14.02 Blazer

For all officers, men and Wrens of the Regular Force and the Reserves, active or retired. Navy blue flannel or serge, single or double breasted; the double breasted to have two $\frac{9}{10}$ inch blazer buttons on each side, two to button; the single breasted to have three $\frac{9}{10}$ inch blazer buttons, three to button; the double breasted to have a peaked lapel and the single breasted a notched lapel; both styles to have 3 outside patch pockets, one being a left breast pocket, and two side pockets. Two $1\frac{3}{20}$ inch blazer buttons on each sleeve cuff. Length of the coat to be 1 inch below the fork line.

14.03 Blazer Badge

(1) *Officers*.—A badge consisting of an embroidered naval crown in red superimposed on a white maple leaf may be worn centered on the breast pocket of the blazer.

(2) *Men*.—A badge consisting of an embroidered fowl anchor in red superimposed on a white maple leaf may be worn centered on the breast pocket of the blazer.

~~(3) *Wrens*.—A badge consisting of an embroidered naval crown in silver superimposed on a light blue fowl anchor, atop the ring of which is mounted the effigy of a small bird in silver. The badge may be worn centered on the breast pocket of the blazer.~~

14.04 Blazer Buttons

- (1) Buttons for wear on the naval blazer are gilt metal in two sizes:
 - (a) $\frac{9}{10}$ inch (36 lignes);
 - (b) $1\frac{3}{20}$ inch (26 lignes).
- (2) Blazer buttons are engraved for:
 - (a) officers—with a naval crown;
 - (b) men and Wrens—with a fowl anchor.

(PS No. 7/54)

14.05 Necktie

A distinctive necktie consisting of small gold naval crowns and red maple leaves on a blue silk or satin background may be worn by all naval or ex-naval personnel when wearing civilian clothing.

(Articles 14.06 to 14.99 inclusive: not allocated.)

CHAPTER 15

LOAN PROTECTIVE AND SPECIAL ISSUE CLOTHING

Section 1 - General15.01 - ALLOWANCE OF LOAN CLOTHING

The established allowance of loan clothing for ships, establishments and naval divisions and the purpose for which it is supplied are prescribed in BRCN 2390 Scales of Issue.

15.02 - ISSUES OF LOAN PROTECTIVE CLOTHING - GENERAL

Captains of ships and establishments shall ensure that:

- (a) articles of loan protective clothing are used only for the purpose for which they are authorized;
- (b) articles of clothing, designed for protective purposes, are issued on loan to officers and men, only when required in the course of their duties;
- (c) when practicable, cloak-room stowage with security arrangements, is provided for loan clothing.

15.03 - IDENTIFICATION MARKS

(1) In order to identify articles of loan protective clothing with the borrower, articles, which can suitably be marked, shall bear a number prefixed by the first and last letters of the name of the ship or establishment in which the articles are issued.

(2) Letters and numbers shall be one-inch block type, stamped on the outside of the garments and positioned as follows: on;

- (a) boots - at the back of the heel block;
- (b) coats, jackets, overalls, etc. - across the shoulders;
- (c) trousers - at the waist at the back;
- (d) headgear - at the back;
- (e) handgear - back of the palm.

(3) Aircrew flying jackets, issued on permanent loan shall be marked with a leather badge, sewn on the left side of the jacket front, at the breast pocket position. The badge shall be printed in gold with the badge of the RCN, name and rank of the officer or man and the designation "RCN".

(Articles 15.04 to 15.09 inclusive: not allocated).

Section 2 - Issues of Special Items of Clothing

15.10 - AIGUILLETES

Aiguillettes shall be issued, on loan, to members of the Regular Force and the Reserve on the active or retired lists holding the following appointments:

- (a) aides-de-camp to the Queen;
- (b) Honourary physicians and surgeons to the Queen;
- (c) aides-de-camp to the Governor General;
- (d) aides-de-camp to lieutenant governors of provinces;
- (e) naval attaches and assistant naval attaches;
- (f) personal staff to the Chief of the Naval Staff;
- (g) personal staff to a senior officer in command where the senior officer in command is flag or commodore rank.

15.11 - BEDDING

(1) On entry in the Regular Force, a man shall be issued, on loan, for the duration of his service with

2 blankets,

1 kit bag, small.

(2) A man subsequently drafted to a ship with hammock accommodation shall be issued, on loan for the duration of his service on board that ship, with

2 hammocks

1 mattress, hammock

1 set clews, hammock

2 covers, mattress, hammock.

1 lashing, hammock

(3) A man of the Reserve performing Special Duty, Naval Training or Continuous Naval Duty, shall be issued, on loan, for the duration of such services, when drafted to

(a) a fleet establishment or bunk fitted ship, with

2 blankets, and
1 kit bag, small

(b) a ship with hammock accommodation, with those articles of bedding prescribed in paragraphs (1) and (2) of this article.

(4) A man of the Reserve proceeding on a weekend training cruise in a tender to a naval division or a ship temporarily detailed for duty with a naval division, shall be issued on loan for the duration of the cruise, when drafted to

(a) a bunk fitted ship, with

1 blanket

(b) a ship with hammock accommodation, with

1 hammock	1 mattress, hammock
1 set clews, hammock	1 blanket
1 lashing, hammock	1 cover, mattress, hammock.

(5) Naval divisions, to which a tender or a ship temporarily detailed for training duty is attached, shall carry stocks of bedding for twenty-five per cent of the complement of the tender or ship, for issue on loan in accordance with (4) (a) or (4) (b) of this article.

15.12 - EAR DEFENDERS

Ear defenders may be issued as required upon approval of the Commanding Officer.

15.13 - ARMLETS - NAVAL PATROL

Armllets, naval patrol, shall be issued on loan for use of men employed on patrol, sentry or escort duties.

15.14 - GOGGLES

Goggles, Type 2, complete with all 'round strap, shall be issued on loan, to aircraft handlers, flight deck officers, flight deck engineers and those members of the squadron servicing parties responsible for flight deck duties during flying operations.

15.15 - SHOES, FLIGHT DECK

One pair of shoes, flight deck, may be issued on loan to officers and men, other than those of the Naval Aviation Branch, when required for work on or around aircraft, ashore or afloat.

15.16 - BERET

A beret may be issued on loan to officers, and to men other than those of the Naval Aviation Branch:

- (a) when required for work on or around aircraft, ashore, and
- (b) on appointment or draft to an aircraft carrier.

15.17 - WATERPROOF CLOTHING

Jumpers and trousers, waterproof, and rubber boots may be issued on loan for wear by:

- (a) personnel in wet weather;
- (b) ABCD section parties and personnel employed in decontamination.

15.18 - WINTER CLOTHING

Caps, winter; jackets and trousers, winter; mitts, leather, wool; shearling overboots, or substitutes to these items may be issued on loan to personnel employed in exposed positions in cold weather.

15.19 - GAUNTLETS, FEARNUGHT

Gauntlets, fearnought, may be issued on loan for use by ABCD section party personnel employed on firefighting duties.

15.20 - GLOVES AND HOODS, ANTI-FLASH

Gloves and hoods, anti-flash, shall be issued on loan for protection against flash burns.

15.21 - ANTI-GAS CLOTHING

Anti-gas clothing shall be issued on loan for use by personnel employed within the ABCD organization on monitoring and decontamination duties. Curtains and hoods, oilskin, shall be retained by the Supply Officer and issued on loan, for exercises only.

15.22 - SUITS, OVERALL, OILSKIN

Suits, overall, oilskin, shall be issued on loan to men employed in cleaning oil fuel tanks.

15.23 - SUITS, COVERALL, BLACK

Suits, coverall, black, shall be issued on loan to personnel employed in boiler-cleaning parties, in battery rooms and using spray paint equipment.

15.24 - SUITS, COVERALL, WHITE

Suits, coverall, white may be issued on loan to officers required to undertake inspections afloat.

15.25 - SHOES, GYMNASIUM

Shoes, gymnasium, shall be issued on loan to personnel employed in cleaning drinking-water tanks, entering the ship's magazine or detailed as motor boat crews.

15.26 - SUN HELMETS AND COVERS

Sun helmets and covers may be issued on loan to officers and men serving on board ships operating in tropical waters.

15.27 - COATS, INSTRUCTORS

Coats, instructors, khaki, may if required, be issued on loan to instructors working in class-rooms with black-boards.

15.28 - SMOCKS, BLUE, WOMAN'S

Smocks, blue, woman's, shall be issued on loan to Wrens of the Regular Force or serving on Continuous Naval Duty while performing cleaning duties.

15.29 - APRONS, NURSING OFFICER'S

Nursing officers of the Regular Force shall be issued, on loan, with twelve aprons, nursing officer's.

(Articles 15.30 to 15.39 inclusive: not allocated.)

Section 3 - Issues Related to Locations15.40 - NORTHERN STATIONS

(1) Naval personnel who are employed at northern radio stations, Central Experimental and Proving Establishment, Namao, Alberta or the Canadian Joint Air Training Centre, Rivers, Manitoba, shall be issued with the protective clothing as prescribed in paragraph (2) of this article.

(2) Protective clothing consists of the following articles which will be issued:

(a) gratuitously

- 1 Cap, winter
- 1 Pr. Goggles
- 2 Pr. Insoles, felt
- 1 Jacket, battledress
- or
- 1 Jacket, battledress, woman's and skirt, battledress
- 1 Pr. Mitts, winter, Arctic-liners, outer shell
- 1 Pr. Mitts, woollen
- 2 Pr. Underwear, combinations

(b) on loan as required

- 1 Pr. Boots, rubber
- 1 Pr. Boots, rubber bottom, leather top
- 1 Coat, oilskin
- 1 Kit bag, small
- 1 Pr. Overboots, shearling lined
- 1 Parka coat with liner
- 1 Pr. Trousers, parka.

(3) Conditions, place of issue and accounting of protective clothing, shall be as prescribed in the Supply and Accounting Manual.

(4) Replacement may be permitted as follows:

(a) gratuitous issues - when the articles have been in use for a period of two years, if they are worn out;

(b) loan issues - when the articles are worn out.

15.41 - LAND SEARCH AND RESCUE PARTY - SHEARWATER

The following articles of protective clothing may be issued on loan to personnel of the Land Search and Rescue Party at HMCS SHEARWATER:

- jackets, battledress
- trousers, battledress
- coats, parka, with liner
- trousers, parka.

15.42 - NAVAL RADIO STATIONS

Naval radio stations are authorized an allowance of three pair of boots, rubber, thigh, for issue to men employed in maintenance duties.

15.43 - HMCS VENTURE - CADET BADGES

HMCS VENTURE is authorized an allowance of ten leading seaman gold sleeve badges and thirty-six cadet captain sleeve badges for loan issue to leading cadets and cadet captains.

(Articles 15.44 to 15.49 inclusive: not allocated)

Section 4 - Issues Related to Employment

15.50 - MEN ON ENTRY IN THE REGULAR FORCE AT A NAVAL DIVISION

(1) On entry in the Regular Force at a naval division, a man who is detained and employed at the place of entry awaiting draft to a new entry training establishment, may, on the authority of the Commanding Officer, be issued on loan the following articles of worn clothing:

- 1 Pr. boots, leather, ankle
- 1 cap, seaman's
- 1 jacket, working
- 1 shirt, working
- 1 Pr. trousers, working.

(2) Articles of clothing issued in accordance with (1) of this article shall be recovered from the man concerned prior to draft to a new entry training establishment.

15.51 - WRENS OF THE SEAWARD DEFENCE BRANCH

Wrens of the Seaward Defence Branch shall be issued, on loan:

- 1 Pr. boots, rubber, half-Wellington.

15.52 - RESERVE WREN MEDICAL ASSISTANTS

Reserve Wrens medical assistants may be issued on loan with two dresses utility cotton, when required on naval training in naval establishment.

15.53 - BUTCHERS

A man employed as butcher shall be issued on loan with:

- 1 butcher's coat, and
- 1 sweater, cardigan.

15.54 - COOKS

The Supply Officer may issue on loan, roller towels and waterproof aprons, for use of the men of the cook branch employed in galleys, preparing-rooms and bakeries.

15.55 - DIVERS

Diving personnel while borne for diving training or operational duties may be issued on loan:

- 2 Prs. drawers, woollen
- 2 frocks, divers
- 2 Prs. stockings, woollen
- 2 underwear, diver's (one piece)

15.56 - AIRCRAFT HANDLERS - IDENTIFICATION CLOTHING

(1) Personnel who are employed as aircraft handlers on the flight deck of aircraft carriers shall wear coloured helmets and jerseys, the colour indicating the duty which they perform.

(2) The colours to be used in the various duties are as follows:

	<u>Helmet</u>	<u>Jersey</u>
Plane directors, flight deck officers	Yellow	Yellow
Handling crews (chockmen)	Blue	Blue
Hookmen	Green	Green
Plane captains	Brown	Brown
Fire-fighters and crash parties	Red	Red
Hospital men and doctors	White with red cross	Nil
Arrestor gear operators, barrier operators, catapult crews	White with black stripe (fore and aft)	White with black vertical stripe (front and back)
Arming crews	Red with black stripes (fore and aft)	Red with black vertical stripe (front and back)
Plane inspectors and repair crews (squadron personnel)	Green with black stripes (fore and aft)	Green with black vertical stripe (front and back)
Squadron leading petty officers	White	Nil

(3) Taxi Wands

Amber for directors
Red/Green for launching officer.

(4) Landing Signals Officer's Uniform (Day) - During the daytime a landing signals officer shall wear a suit, landing signals officer's, with the reversible fluorescent yellow/pink stripes snapped on vertically from each shoulder down each leg and horizontally from one wrist across the chest to the other wrist and paddles with strips of the same material.

(5) Aircraft directors employed at air stations shall wear yellow helmets and jerseys.

(6) The team numbers of members of aircraft handling parties shall be painted in two-inch figures on the backs of their helmets.

(7) The allowance of coloured helmets and jerseys is prescribed in BRCN 2390.

15.57 - MEN EMPLOYED IN NAVAL LAUNDRIES

When required, a man employed in a naval laundry shall be issued on loan with one pair boots, rubber, and one apron, waterproof.

(Articles 15.58 to 15.69 inclusive: not allocated)

Section 5 - Description of Articles of Loan Clothing15.70 - ARMLETS, NAVAL PATROL

Consists of a blue crown embroidered on a white band three inches in width.

15.71 - OVERBOOTS, SHEARLING LINED

Black, leather upper, with a rubber bottom; shearling lined with felt insoles; full bellowsed tongue with strap and buckle closure at the front consisting of three straps and buckles.

15.72 - BOOTS, RUBBER, THIGH

Black, with top outside buckle and strap; height - 26 inches.

15.73 - CAPS, WINTER

Blue cloth, ski-type cap with outside earflaps (suede cloth); bound with sateen.

15.74 - GAUNTLETS, FEARNOUGH

White, fearnought, with a tape strap and buckle fastening; separate thumb and forefinger.

15.75 - GLOVES, ANTI-FLASH

Unbleached cotton twill with elastic braid at the wrist; the finished garment is proofed in a solution consisting of:

borax (crystalline)	12 ounces
boric acid	6 ounces
water	1 gallon

15.76 - HOODS, ANTI-FLASH

Unbleached cotton twill; proofed in the solution as for gloves, anti-flash. (See article 15.75 of this manual.)

15.77 - JACKETS, WINTER

Blue aerocord; coat style with attached hood; lined with wool cloth; the hood is fitted with a size-adjustment straps and buckle strap, six inches above the neck seam. Draw-cord eyelets are placed on the outside of the hood three and one-half inches from the neck seam. Six-button front, all to button; the bottom of the jacket is fitted with a draw-cord and has two diagonal slash pockets.

15.78 - TROUSERS, WINTER

Blue aerocord, lined with blue serge; overall style fitted with adjustable braces; one patch type pocket on each fore part and one on each back part; an ankle-adjustment strap is fitted three inches above the bottom edge.

15.79 - JUMPERS, WATERPROOF

Fabric, waterproof, butyl combined; pullover style fitted with hood and draw-cord; front neck opening fitted with a gusset; metal eyelets and draw-cord; draw-cord fitted into bottom hem; cuffs of sleeves fitted with metal snap fasteners; metal ventilator eyelets at the armpits and under the flaps on the hood.


15.80 - TROUSERS, WATERPROOF

Fabric, waterproof, butyl combined; overall style fitted with adjustable braces and waist-adjustment straps; metal ventilator eyelets in the crotch; metal snap fasteners on the bottom hem of the legs; outside patch pocket fitted with flap and snap fastener on the right front.

15.81 - SUITS, COVERALL, BLACK

Black drill, combination style, fitted with one outside breast pocket on left side; one inside breast pocket on right side; two side pockets; two hip pockets; one tool pocket; no belt.

(Articles 15.82 to 15.99 inclusive: not allocated).



CHAPTER 16

CARE OF THE UNIFORM

"SECTION I--GENERAL INSTRUCTIONS".

1/53

16.01 Necessity for Care of Uniform and Equipment

The longest service of the various articles of the prescribed uniform can be obtained only by proper care and maintenance. The information contained in this chapter is presented in order that the useful life of uniforms and equipment may be prolonged, and also that they may be worn with the justifiable pride which should distinguish a naval uniform.

16.02 General Care

No matter how well fitting a uniform, especially the coat, is when new, it will not continue to look its best or keep its shape unless it is carefully put on and kept buttoned. The carrying of large or heavy objects in the pockets will speedily destroy the shape of the best coat. Uniforms should always be kept on hangers when not in use.

16.03 Folding a Coat

Spread the coat out, lining down, on a table and turn up the collar. Straighten out the sleeves and fold each side from the lapel notch, bringing lower corners to centre seam. Fold the coat over once on centre seam. If the container will not allow the coat to be packed at its full length, turn the sleeves up at the elbow before folding the coat.

16.04 Precautions Against Moths

Frequent brushing and exposure to sunshine and fresh air will effectually prevent moths. If uniforms are to be put away for a long time and left undisturbed, thoroughly clean and then pack away with camphor balls, naphthalene, cedar wood, or balls of cotton saturated with turpentine.

16.05 Removal of Oil or Grease from Blue Uniforms

Soak a piece of blue cloth in chloroform, carbon tetrachloride, petroleum benzine, benzol, or acetone, and rub the spot briskly. The stain will be washed out. The solvent will be rapidly evaporated. These solvents should be used with caution as some are highly inflammable.

16.06 Removal of Kerosene

Wash the article or spot on an article in a solution of warm soapy water.

16.07 Removal of Stains From Blue Uniforms

Paint stains, while still fresh, may be removed by use of the method prescribed in article 16.05. Old and hard paint stains are difficult and often impossible to remove. The best treatment for old paint stains is to rub them hard with a piece of blue cloth saturated in turpentine.

16.08 Removal of Paraffin, Wax etc. from Uniforms

Place blotting paper over the spot to be cleaned and apply a hot iron to the blotting paper. Continue this, using clean blotting paper, until the spot is removed.

16.09 Removal of Iodine Stains From Uniforms

Iodine stains can be readily removed by applying a solution of "hypo" (sometimes called "anticolour") used in photography, or sodium hyposulphite, and then rinsing thoroughly with water. It may also be removed by using starch as prepared for laundry purposes. Immerse the stained part in the starch and boil; the stain first turns blue then disappears.

16.10 Removal of Chocolate Stains From Uniforms

Cover the stain with borax and wash with cold water, then pour boiling water on the stain and rub vigorously between the hands. When dry, sponge with a little naphtha, chloroform, or benzine.

16.11 Removal of Rust, Ink, or Fruit Stains From White Uniforms

Soak the stained part in a solution of oxalic acid, or place some powdered oxalic acid or sodium or potassium acid oxalate on the stain previously moistened with water and rub with a piece of white cotton or linen. The stain will dissolve and can be washed out with water. Oxalic acid and its soluble salts are very poisonous, and care should be taken when handling them.

16.12 Care of Gold Lace

Gold lace will rapidly tarnish and deteriorate if in contact with or hung near any substance containing sulphur, such as rubber or ordinary manila and kraft wrapping paper.

16.13 Removal of Tarnish From Gold Lace

Gold lace may be cleaned by dipping it into a solution of potassium cyanide and rinsing it thoroughly with water. The use of potassium cyanide is very dangerous, as it is a powerful poison, and extreme care must be exercised in this regard. Never under any consideration use it when hands bear cuts or scratches. In any case, it is far safer to have an experienced tailor clean gold lace.

16.14 Removal of Mildew Stains From Uniform Clothing

If stain is recent, simply use cold water. If it is an old stain, bleach.

16.15 Cleaning Buttons That Have Turned Green

Buttons sometimes turn green when the gold plating is worn off and the copper base becomes covered with green copper carbonate due to exposure to moist air. This can be removed by rubbing gently with acetic acid or any substance containing this acid, such as vinegar or worcestershire sauce, followed by a thorough washing in fresh water and then drying.

16.16 Removing Shine From Blue Uniforms

The spot to be treated should be steamed by laying a wet cloth over it and pressing with a hot iron and then rubbing it very gently with a piece of "OO" sandpaper or emery cloth. This should be done by an experienced tailor.

16.17 Repairing a Clean Cut in a Uniform

A clean cut can be repaired by being rewoven with threads drawn from the material in another part of the garment. This must be done by an experienced tailor. This process is rather expensive, but a cut so repaired cannot be detected after being rewoven.

16.18 Removing a Singe Mark

A light singe mark on a blue uniform should be rubbed vigorously with the flat side of a silver coin. This will in many cases make a great improvement in appearance. It is, however, not effective in the cases of bad singes or scorches.

16.19 Cap Badges

These and other embroidered insignia may be kept new and bright by scrubbing them occasionally with a nail brush and ammonia which has been diluted with water. This should be done as soon as there are any signs of tarnishing or corrosion. If corrosion has been allowed to continue until it has gained a stronghold, the insignia cannot be restored to its original condition.

(Articles 16.20 to 16.29 inclusive: not allocated).

SECTION 2—SUMMER UNIFORM—WRENS**16.30 Jackets, Sharkskin, White**

When jackets, sharkskin, white, require dry-cleaning, they should be forwarded to a reputable cleaning establishment. The cleaner should be informed that the material in the jackets will discolour if subjected to strong chemical solutions, or extreme heat. The jackets should not be pressed or ironed on the right side unless a pressing cloth is used, and then only with a moderate iron.

16.31 Skirts, Sharkskin, Blue

Skirts, sharkskin, blue, should be dry-cleaned as prescribed in article 16.30.

16.32 Dresses, Office, Celanese, Blue

Dresses, office, celanese, blue, may be dry-cleaned or washed. If washed, the following procedure should be followed:

- (a) Remove buttons and detachable white collars and cuffs;
- (b) Wash in warm water using mild soap flakes and/or detergent. Squeeze garment gently, then rinse well in warm water. Squeeze gently and roll loosely in a bath towel to absorb excess moisture, then hang up;
- (c) While still damp, iron on the wrong side with a moderate iron, using a light, even pressure. Apply slight tension, when required, to get desired measurements.

16.33 White Detachable Collars and Cuffs

To keep these articles crisp and clean, wash after each wearing in warm water using mild soap flakes and/or detergent. Squeeze articles and rinse twice in clear, warm water. Squeeze out excess moisture in a bath towel and, while the articles are still damp, iron on the wrong side with a very moderate iron.

(Note: A hot iron will wrinkle and discolour the articles and render them useless.)

16.34 Gloves, Cotton, White

Gloves, cotton, white, should be washed in warm water using mild soap flakes and/or detergent, then rinsed well in clear, warm water. Squeeze out excess moisture, shape by pulling out fingers gently to required length, then hang to dry. Gloves should be washed after each wearing.

16.35 Stockings, Nylon, Taupe

Wash in warm water using mild soap flakes and/or detergent. Squeeze gently, then rinse in clear, warm water and dry. Stockings will wear longer if washed prior to the first time of wearing.

16.36 Blouses, Rayon, White


Blouses, rayon, white, should be washed in warm water using mild soap flakes and/or detergent, then rinsed twice in warm, clear water. Squeeze out excess moisture in a bath towel and, while the articles are still damp, iron on the wrong side with a moderate iron. Apply slight tension, where required, to get the desired measurements.

16.37 Claims for Loss or Damage

Claims will not be entertained for loss of or damage to articles of uniform through dry-cleaning or laundering.

(Articles 16.38 to 16.99 inclusive: not allocated.)

**ILLUSTRATIONS OF
OFFICERS' UNIFORMS
AND INSIGNIA**





BLUE JACKET





WHITE TUNIC





KHAKI JACKET





BATTLE DRESS
JACKET



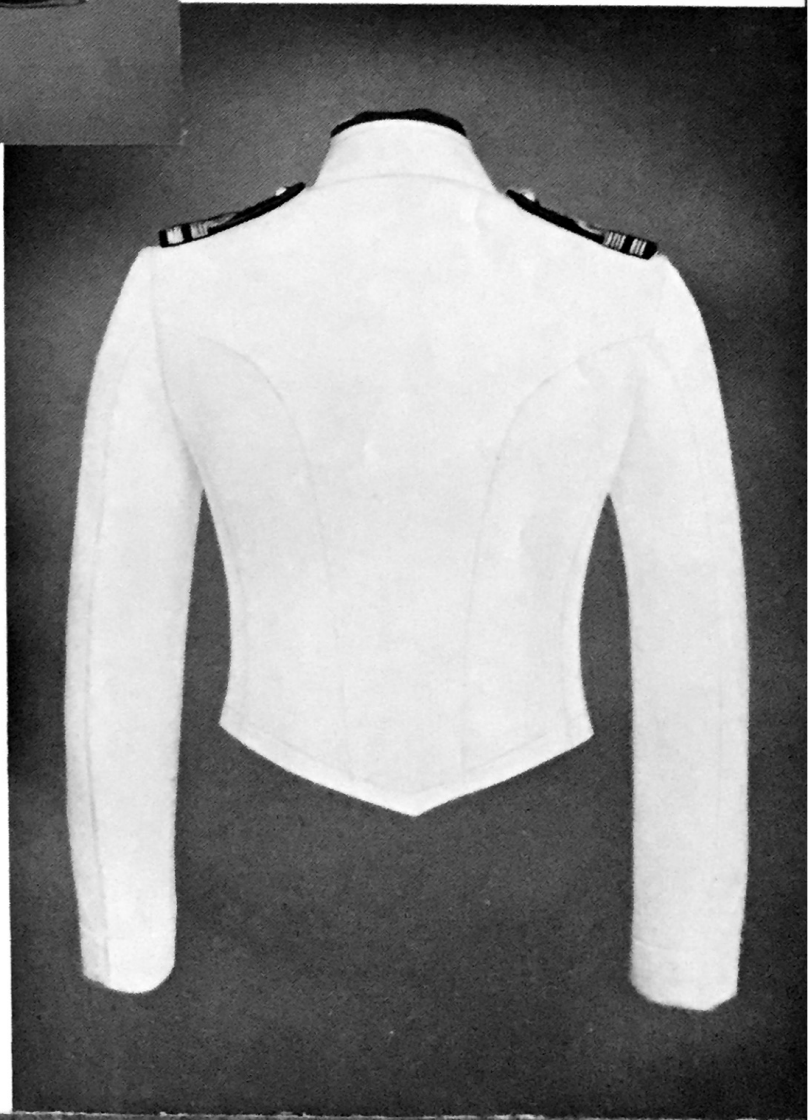


BLUE
MESS
JACKET






WHITE
MESS
JACKET





Evening Blue



Evening White




Morning

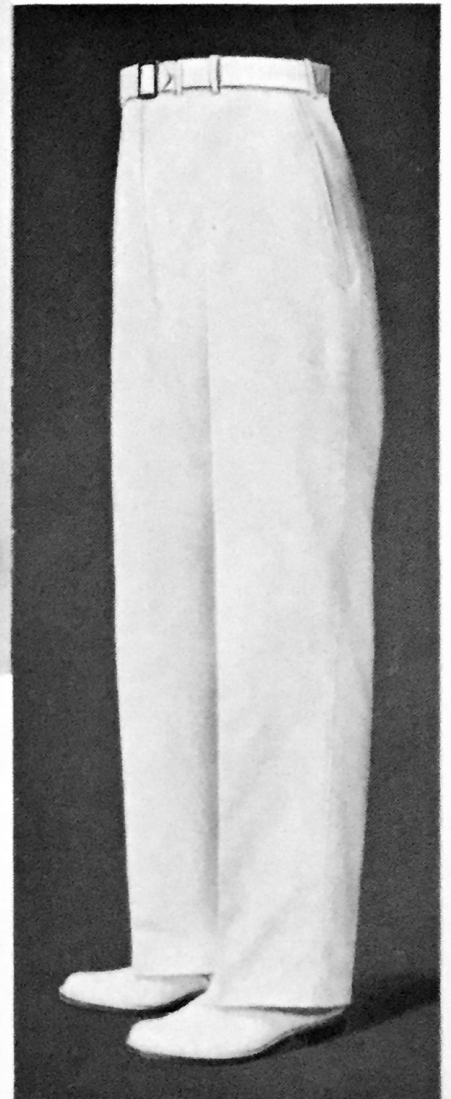
TROUSERS



Blue Regular

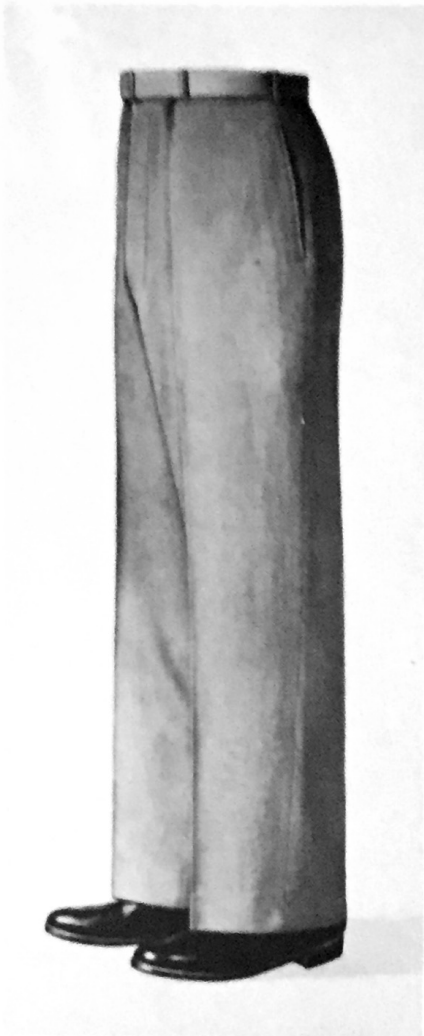


High Back



White Regular


TROUSERS



Khaki Regular



Battledress



GAITERS



Khaki Shorts



OVERCOAT





WATERPROOF
COAT





BOAT CLOAK



OFFICERS' CAPS



Flag Officers

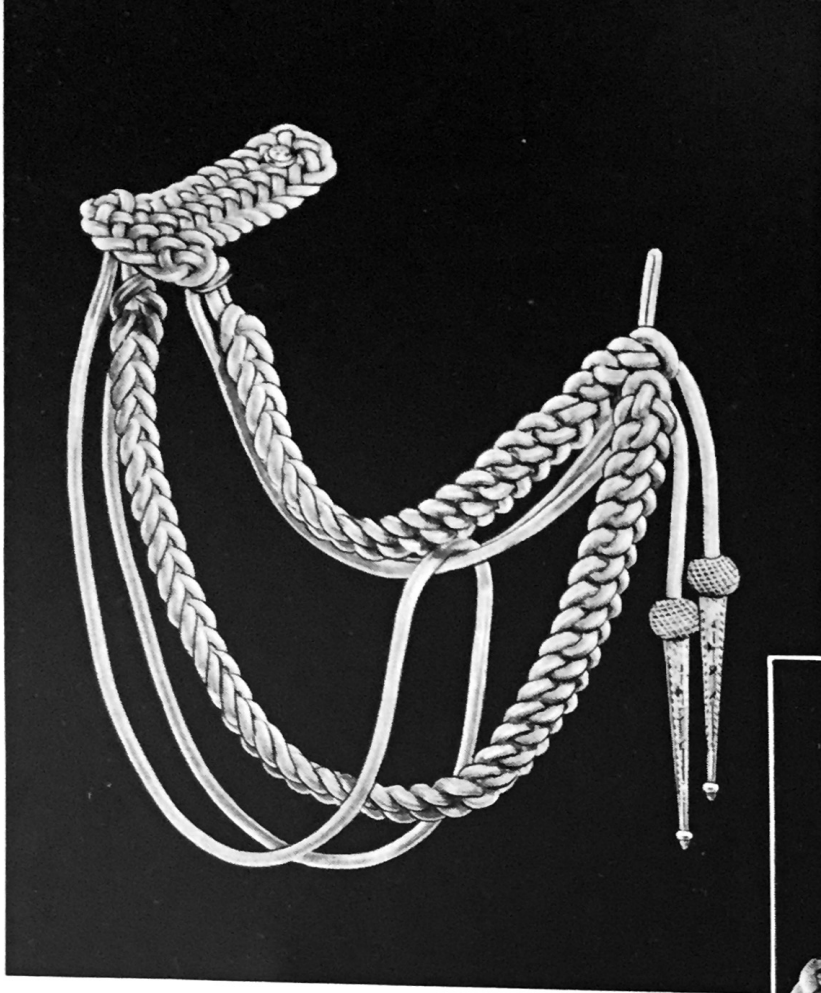


Commodores,
Captains
and Commanders



Other Officers

AIGUILLETES




Aide-de-Camp to the
Governor General



Plaited
Shoulder
Cord



Staff
Aiguillette
Strap



Aide-de-Camp to
Lieutenant Governor's
Naval Attache
Flag Lieutenant-Commanders
Flag Lieutenants and Secretaries

OFFICERS' INSIGNIA



Cap Badge



Observer



Buttons For
Flag Officers



Buttons For
Other Officers




Pilot


RANK COLLAR BADGES



Vice-Admiral




Rear-Admiral



Commodore




Captain



Commander



Lieutenant-
Commander

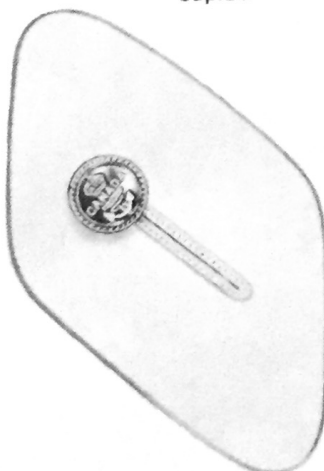


Lieutenant



Sub-Lieutenant and
Commissioned Officers
(Branch)

SHOULDER BADGES



White Turnback
and Notched Hole
for Midshipman



Embroidered



Metal



Notched Hole
for Cadets

DISTINCTION MARKS OF RANK

SHOULDER STRAPS




Admiral
Left Shoulder




Vice-Admiral
Left Shoulder




Rear-Admiral
Left Shoulder




Commodore



Captain
Left Shoulder




Commander
Left Shoulder



Lieutenant-
Commander
Left Shoulder



Lieutenant
Left Shoulder




Sub-Lieutenant, or
Commissioned Officer
(Branch List)
Left Shoulder


SLEEVE LACING




Admiral
Left Sleeve



Vice-Admiral
Left Sleeve




Rear Admiral
Left Sleeve




Commodore




Captain
Left Sleeve




Commander
Right Sleeve



Lieutenant-
Commander
Left Sleeve

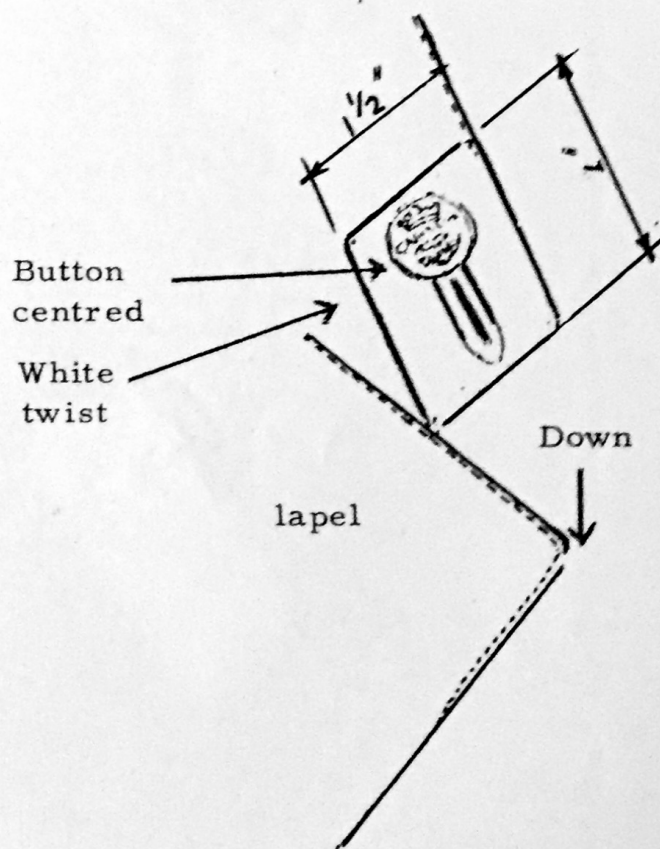
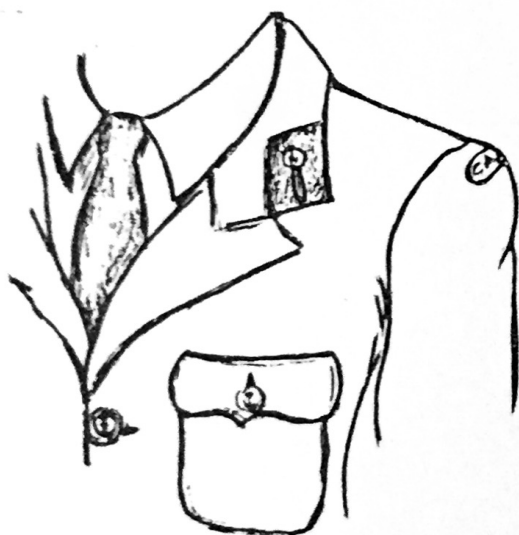


Lieutenant
Left Sleeve



Sub-Lieutenant, or
Commissioned Officer
(Branch List)
Right Sleeve

POSITION OF PATCHES FOR CADET -
MIDSHIPMEN AND CADETS

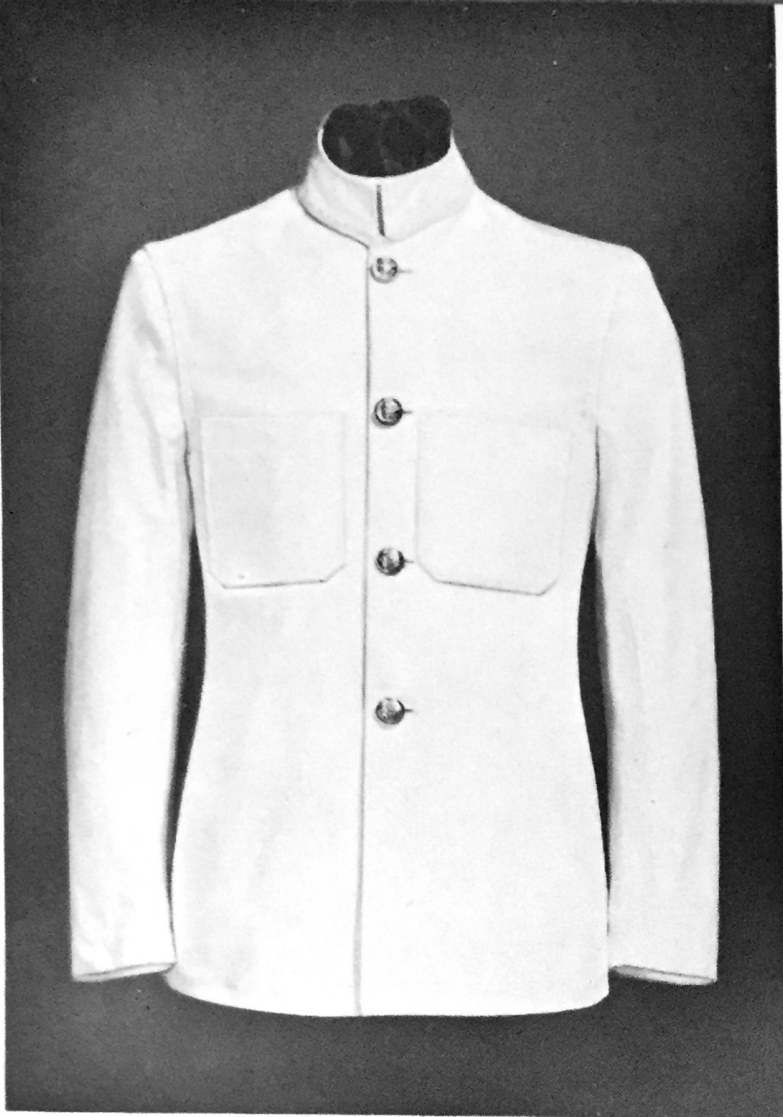


**ILLUSTRATIONS OF
MEN'S UNIFORMS
AND
INSIGNIA**



BLUE JACKET





WHITE TUNIC





KHAKI JACKET





BLUE JUMPER






WHITE JUMPER

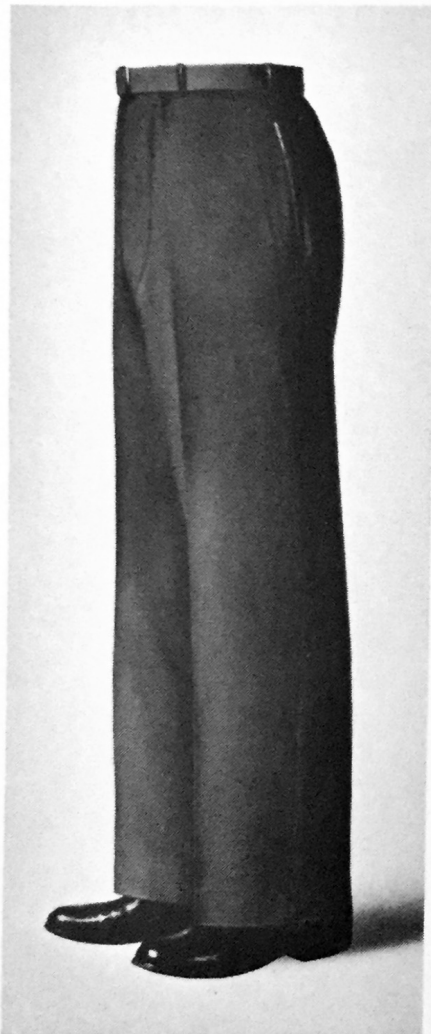




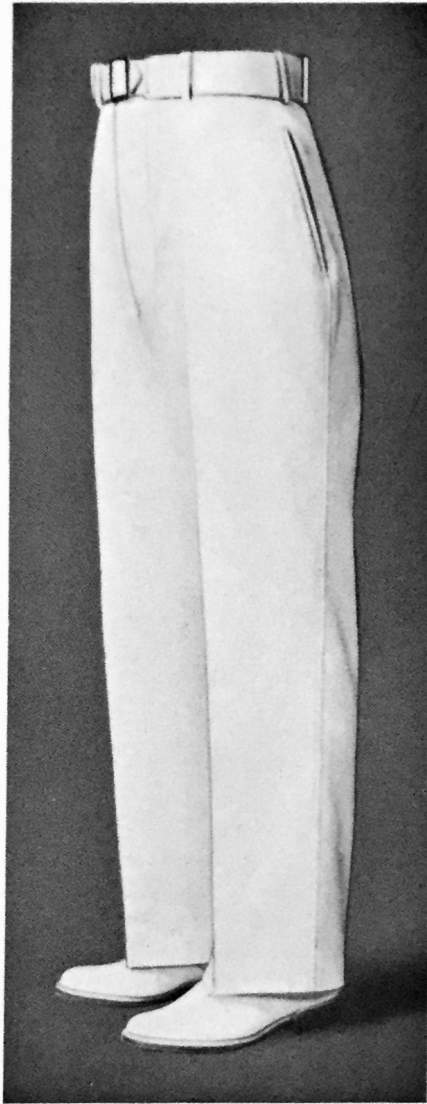
WORKING
JACKET




TROUSERS



Blue C.P.O.
and P.O. 1st Class



White Trousers
C.P.O. and P.O. 1st Class

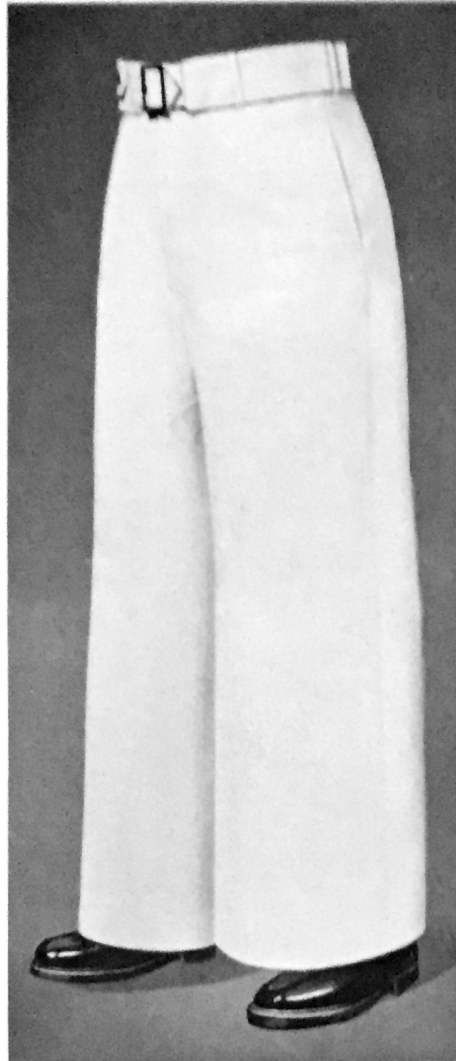


Khaki Trousers

TROUSERS



Blue



White



Working

P.O. 2nd Class
and Below



Blue Shorts



OVERCOAT





WATERPROOF COAT





OILSKIN COAT



BLUE CAP WITH PEAK



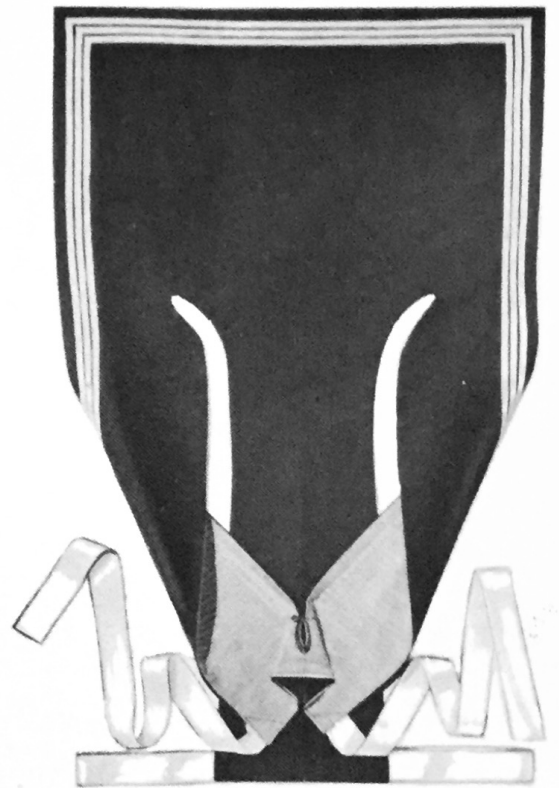
WHITE CAP



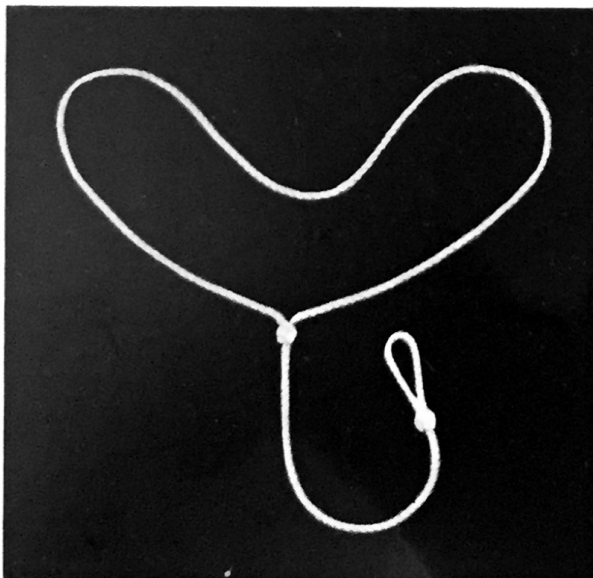
BERET

CAP RIBBON

H M C S BYTOWN



BLUE JEAN COLLAR



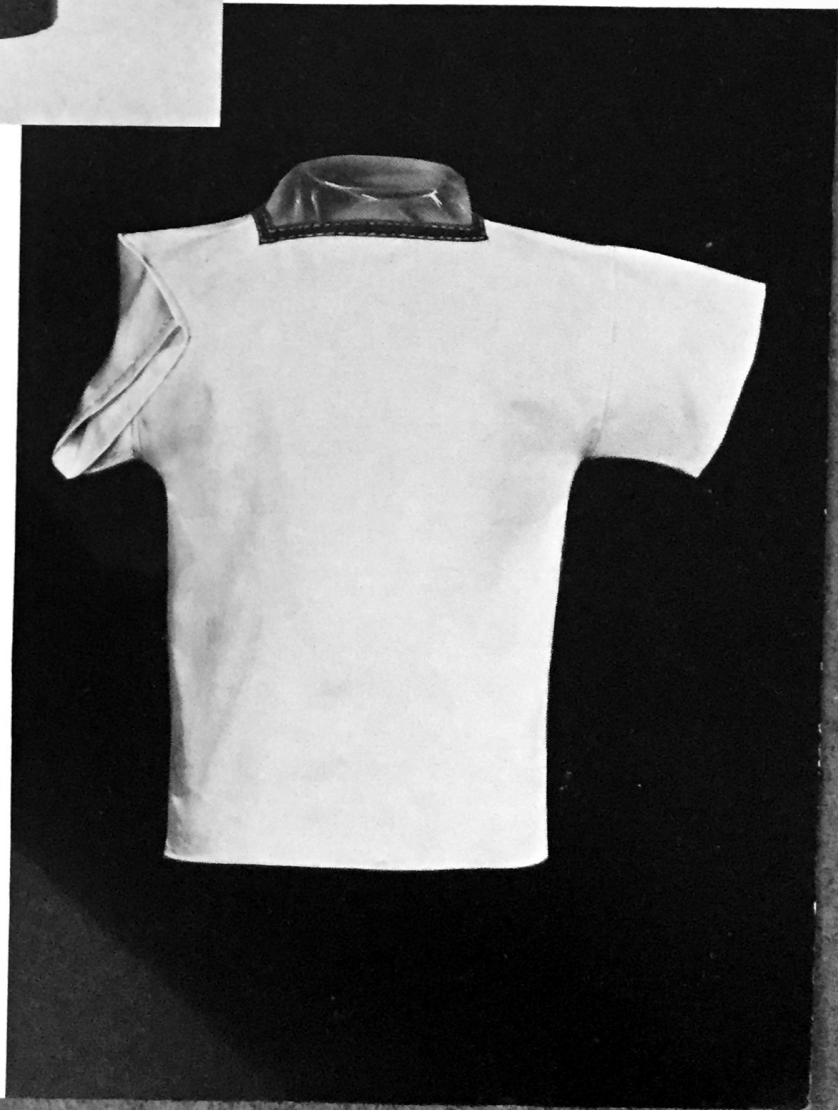
LANYARD



SCARF



JERSEY



UNIFORM VEST

RANK BADGES

CAP BADGES



Chief Petty Officer

Petty Officer 1st Class



SLEEVE BADGES



Chief Petty Officer
1st Class



Chief Petty Officer
2nd Class



Petty Officer
1st Class



Petty Officer
2nd Class



Leading Seaman

BRANCH BADGES



Gunnery Instructor



Anti-Aircraft



Layer



Quarter



Radar Control



Air-Fitter



Aircraft
Controlman



Safety Equipment
Technician



Meteorologist Mate



Radar Plot



Air Artificer



Plane Technician



Air Rigger



Communicator
Radio



Communicator
Visual



Naval Storesman



Victualling
Storesman



Cook



Communicator
Crypto



Communicator
Supplementary



Administrative
Writer



Pay Writer



Steward



Torpedo
Anti-Submarine



Quarter-Master



Photographer

BRANCH BADGES



Pharmacist
Assistant



Laboratory
Assistant



Operating Room
Assistant



Physiotherapy
Aide



Radiographer



Technical
Assistant



Hygiene
Assistant



Medical
Assistant



Bandsman



Sailmaker



Control
Armourer



Gunnery
Armourer



Torpedo
Armourer



Physical Training
Instructor



Regulating



Engine Room
Artificer



Stoker Mechanic



Motor Mechanic



Plumber



Shipwright



Electricians
Mate



Electrical
Technician



Radio Technician



Radio Technician
(Air)



Electrical Technician
(Air)

MISCELLANEOUS BADGES



Naval Patrol Armlet



Shoulder Badge



Marksman





Observer's Mate



Diver



Bugler



Trade Group Badges



Good Conduct Badges

BRANCH BADGES—*Continued*



Apprentice

ILLUSTRATIONS OF
UNIFORMS
FOR PERSONNEL OF
THE WRENS



BLUE
SERGE UNIFORM





SUMMER
UNIFORM





MESS DRESS





OFFICE DRESS





UTILITY DRESS





BATTLEDRESS






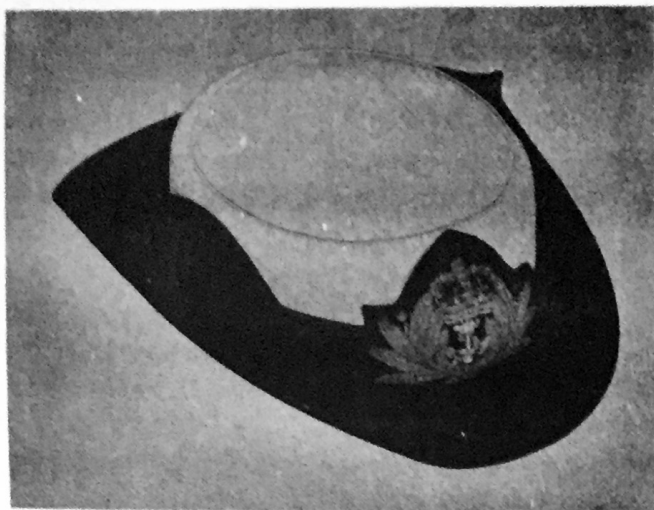
OVERCOAT






RAINCOAT





TRICORN HAT



BERET



SHOULDER BAG




BLACK SHOE

**ILLUSTRATIONS OF
SPECIAL PROTECTIVE
CLOTHING**



DUFFLE
COAT



WEATHERPROOF
BOOTS



WATERPROOF
JUMPER



WATERPROOF
TROUSERS



WINTER
JACKET

WINTER
TROUSERS



**ILLUSTRATIONS OF
RIBBONS OF ORDERS,
DECORATIONS
AND MEDALS**

RIBBONS OF ORDERS, DECORATIONS AND MEDALS



Victoria Cross



George Cross



Order of the Garter



Order of the Thistle



Order of St. Patrick



Order of the Bath



Order of Merit



Order of the Star of India



Order of St. Michael and St. George



Order of the Indian Empire



Order of the Crown of India



Royal Victorian Order



Order of the British Empire



Order of the Companions of Honour



Distinguished Service Order



Imperial Service Order



Indian Order of Merit

RIBBONS OF ORDERS, DECORATIONS AND MEDALS



Royal Red Cross



Distinguished Service Cross



Military Cross



Distinguished Flying Cross



Air Force Cross



Order British India



Order of St. John
of Jerusalem



Albert Medal
1st Class • Gold • Sea



Albert Medal
2nd Class • Bronze • Sea



Albert Medal
1st Class • Gold • Land



Albert Medal
2nd Class • Bronze • Land



Distinguished Conduct Medal



Conspicuous Gallantry Medal



George Medal



Edward Medal



Distinguished Service Medal



Military Medal



Distinguished Flying Medal



Air Force Medal



Lloyd's
Saving Life at Sea



British Empire Medal



Canada Medal
General Service 1866-70



1914 Star with Bar



1914/15 Star

RIBBONS OF ORDERS, DECORATIONS AND MEDALS



British War Medals 1914/18



Mercantile Marine War Medal



Victory Medal 1914/19



Territorial Force War Medal




India General Service 1908



1939/45 Star



Atlantic Star



Air Crew Europe Star




Africa Star



Pacific Star



Burma Star



Italy Star



France and Germany Star



Defence Medal



Canadian Volunteer
Service Medal and Clasp



War Medal 1939/45



Naval General Service 1915



King George V
Silver Jubilee Medal



King George VI
Coronation Medal



R.N.R. Decoration



R.N.R. Long Service and
Good Conduct Medal



R.N.V.R. Decoration



R.N.V.R. Long Service and
Good Conduct Medal



Canadian Forces Decoration

**ARTICLES WITH
NAVAL SIGNIFICANCE
FOR WEAR WITH
CIVILIAN DRESS**

ARTICLES OF CIVILIAN DRESS WITH NAVAL SIGNIFICANCE



Blazer Badge
Officers



Blazer Button
Officers



Blazer Badge
Men



Blazer Button
Men and Wrens



Necktie



Blazer Badge
Wrens